

INSPIRED DESIGN BEAUTIFULLY CRAFTED



SIERRA  
PACIFIC  
WINDOWS



# A WINDOW & DOOR COMPANY LIKE NO OTHER.



Welcome to windows and doors that never compromise, made by people who don't either. From our extruded aluminum cladding that's twice as thick as roll-form cladding, to cutting edge glazing technology for greater thermal efficiency, our combination of impeccable construction and design innovation make every product one-of-a-kind.

600 dealers, distributors and company stores throughout the country and three manufacturing plants strategically located in California and Wisconsin ensure our world-class windows and doors will be delivered to you where and when you need them.

The following pages are the start of what we can offer your next project. And if you choose our windows and doors, we're confident it will also be the start of a lasting relationship.



2. Introduction
4. Our Story
6. Materials
8. Clad Exteriors
10. H3® Fusion Technology™
12. All-Wood Exteriors
14. Clad Exterior Colors
16. Wood Species/Trim
18. Hardware
20. Divided Lite Grilles
22. Decorative Glass/Screens
24. Wood Finishes
26. Performance Glass
28. Wood Protection
30. Operating Styles
32. Aspen Casement
34. Urban Casement
36. Sedona Pushout Casement
38. Standard Casement
40. Standard Pushout Casement
42. H3 Casement
44. Aspen Awning
46. Urban Awning
48. Sedona Pushout Awning
50. Standard Awning
52. H3 Awning
54. Premium Double Hung
56. Monument Single & Double Hung
58. H3 Double Hung
60. Monument Horizontal Slider
62. H3 Horizontal Slider
64. Direct Glaze
66. Special Shapes
68. Bay & Bow
70. Swinging Doors CA
72. Swinging Doors WI
74. Sliding Doors CA
76. Sliding Doors WI
78. Bi-Fold Doors & Windows
80. Multi-Slide Doors & Windows
82. Lift & Slide Doors
84. Panel Doors
86. Dutch Doors
87. Pivot Doors
88. FeelSafe Windows & Doors
90. Vinyl Windows & Doors
92. Transcend Replacement Windows & Doors
94. Architectural Wall Systems
96. Light Commercial
98. Warranty

# EARTH-FRIENDLY. MORE THAN AN APPROACH, AN OBLIGATION.

Sierra Pacific Windows is part of Sierra Pacific Industries, which sustainably manages 2 million acres of timberland in California and Washington State. We're the largest millwork producer and one of the largest lumber companies in the U.S.

Our size creates a big obligation to protect our environment.

At Sierra Pacific, we believe healthy trees, good water quality and enduring wildlife habitat are the natural result of sound forest management. That's why we adhere to the environmental protection standards of the Sustainable Forestry Initiative® (SFI) and why all our pine and Douglas fir windows and doors are labeled SFI certified.



We bring in our own Professional Foresters and Wildlife Biologists to help protect wildlife habitat, watercourses and plant life, and to help manage our lands based on "sustained yield" practices. As a result, Sierra Pacific Industries plants 7 million new trees every year and will nearly triple the amount of wood growing on its lands in the next 100 years, with average tree diameters nearly doubling in that time.

To learn more about how Sierra Pacific Industries protects, preserves and invests in its own forest lands, visit [spi-ind.com](http://spi-ind.com).



# TRUE VERTICAL INTEGRATION SETS US APART.



As a proud part of this family-owned, environmentally-committed company, Sierra Pacific is the only window company that manufactures its products with complete vertical integration. The full cycle makes use of every part of our wood resources, all the way down to wood shavings that become animal bedding and chips that are burned to create energy for the communities we call home. It also allows continuous quality control from the moment our tree seeds are planted until our beautiful wood windows are produced, approved and delivered to you.

## FIVE BEAUTIFUL CHOICES, ONE EXACTING STANDARD.

Sierra Pacific windows and doors are crafted in four unique manufacturing styles. Each delivers its own design and performance advantages. In other words, there are no bad choices, only good ones.



### ALUMINUM CLAD WOOD

The best of both worlds, combining beautiful wood inside with low maintenance aluminum cladding outside. Wood is select pine, or upgrade to one of eight other species, all protected by CoreGuard Plus® wood preservative. Double thick cladding is finished with a powder coating process that leads the industry in durability and environmental safety.



### ALL-WOOD

For a classic, distinctive look, our all-wood windows and patio doors offer timeless elegance with exceptional thermal performance. As with all our wood products, long-term durability is ensured by CoreGuard Plus®, a leading wood treatment against rot and insects.



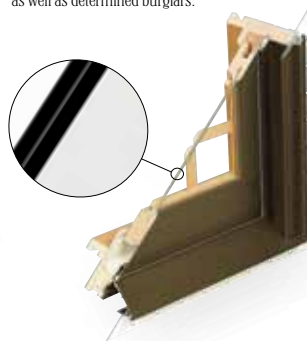
### H3®

Inventive Fusion Technology™ integrates three components (extruded aluminum, vinyl and wood) into one perfect window with greater energy efficiency and performance. Double thick aluminum exteriors are protected by our industry-leading powder coated finishes, while the wood interior is preserved with CoreGuard Plus®.



### FEELSAFE™

Our hurricane-resistant windows and patio doors feature high-strength, laminated glass, plus highly reinforced engineering and construction. They're built to withstand heavy storm impact as well as determined burglars.



### VINYL

All the benefits of vinyl windows and patio doors with Sierra Pacific DNA, our vinyl new construction and replacement products offer many of the same features and design options as our premium wood products. Choose from a complete lineup of operating styles, sizes and shapes.



# BEAUTIFUL INSIDE, LOW MAINTENANCE OUTSIDE.

Sierra Pacific clad windows and doors feature exteriors with industry-leading, extruded aluminum cladding that's twice as thick as roll-form cladding. All come with rich, wood interiors in a wide selection of species and finishes.

Choose from multiple leading-edge glazing options.

Also available with FeelSafe impact rated glazing.

Protected to the very core by our CoreGuard Plus® wood treatment.

Exterior is fully encased in weatherproof, low maintenance, aluminum cladding.

Unlimited color choices in powder coat for extreme durability. Anodized finishes also available.

Our heavy duty extruded aluminum cladding is at least twice as thick as roll-form cladding.

Designer hardware in many luxurious finishes.

Optional stained or painted interior factory finish on select products.



Windows and doors crafted from pine and Douglas fir are third-party certified to meet the SFI fiber sourcing requirements.



Wood interior for natural beauty & insulation.

Available with simulated divided lites or a variety of decorative grilles.

Choose from beautiful, select species of interior wood.

Large variety of interior trim profiles.



Photography

©Kimberly Gavin

# AWARD-WINNING FOR A REASON.

Constructed with our patented Fusion Technology™, H3 integrates extruded aluminum, vinyl and wood into one beautiful window with celebrated thermal performance, enhanced aesthetics, an extreme seal and easier installation.


H3 engineering advancements also include the H3 Accessory Frame and a continuous head and sill for water-tight mull joints when putting units together.



Wood interior for warmth and beauty. Available natural, primed or factory finished, in nine different wood species.

Innovative snap-lock design requires no unsightly screws or fasteners on the interior.

### H3 CASEMENT



Windows and doors crafted from pine and Douglas fir are third-party certified to meet the SFI fiber sourcing requirements.

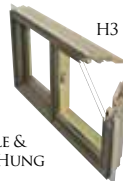
Protected to the very core by our CoreGuard Plus™ wood treatment.

Low profile surface mounted lock with easy to operate lever.

Top of the line Encore handle and operating hardware are standard.



### H3 HORIZONTAL SLIDER



### H3 SINGLE & DOUBLE HUNG

Easy-tilt sash for easy cleaning.

Many simulated divided lite grille profiles to choose from.



### H3 AWNING

An integral rigid nailing fin provides greater structural integrity, an improved water barrier and near elimination of racking problems.

Heavy duty extruded aluminum clad frame and sash.

Constant force balance for smooth, easy operation.

Revolutionary H3 Accessory Frame integrates with nail fin for easy install of four different profiles with no additional nailing.

Seamless Integral continuous head and sill factory mull system stops water.

Available for new construction or replacement applications.

### H3 DIRECT GLAZE



# AUTHENTIC, REMARKABLE AND ENERGY-EFFICIENT.

Sierra Pacific all-wood windows and doors offer elegant and luxurious wood exteriors in your choice of nine beautiful species of wood. Actually, if it's workable, we'll make your all-wood windows and doors out of almost any species you choose.

Choose from select species of interior or exterior wood.

Standard pine exteriors are available primed or natural.

Protected to the very core by our rainforest-proven CoreGuard Plus™ wood treatment.

Custom made, by hand, to your exact specifications.

Historical beauty enhanced with advanced technology.

Choose from multiple leading-edge glazing options.



Windows and doors crafted from pine and Douglas fir are third-party certified to meet the SFI fiber sourcing requirements.

Optional stained or painted interior factory finish using advanced materials & equipment on select products.



Large variety of interior trim profiles.

Designer hardware in many luxurious finishes.

Wood interior provides natural beauty & insulation.

Dual or triple panes, plus decorative glass options.

# INSPIRED BY NATURE. DESIGNED TO LAST.

The exteriors of our clad windows and doors are fully encased in low maintenance, heavy-duty, extruded aluminum that's at least twice as thick as roll-form cladding.

What's more, our finishing process leads the industry in durability and environmental safety. Non-hazardous AAMA 2604 and 2605 powder-coatings have the color retention, surface hardness and scratch resistance necessary to withstand even the harshest conditions.

As for colors? Nobody gives you more choices than Sierra Pacific. 75 colors and some sensational textures allow you to add warmth, a splash of cheerfulness or a new statement to your designs. We'll also custom match any color you choose.



See your local representative for actual cladding samples. Printing limits our ability to show colors precisely.




## COLOR STAY™ COLLECTION




Available in vinyl.

## WEATHERED COLLECTION



## TEXTURED COLLECTION

## PEARL METALLIC COLLECTION



## METALLIC COLLECTION

## ANODIZED COLLECTION



## INDUSTRIAL COLLECTION

\*Available on select products only.




# RICH, LUXURIOUS, THE NATURAL BEAUTY OF WOOD.

The hand-crafted appeal of real wood gives window interiors and trim a finishing touch that adds warmth and authenticity to any room. Yet every room is different, so we offer nine beautiful species of wood to match or complement any design consideration.

Don't see the perfect wood here? No worries. As long as it's workable, we'll make your interiors out of almost any wood in the world.

- Maple
- Alder
- Mahogany
- Cherry
- Douglas Fir
- Red Oak
- Walnut
- White Oak
- Pine



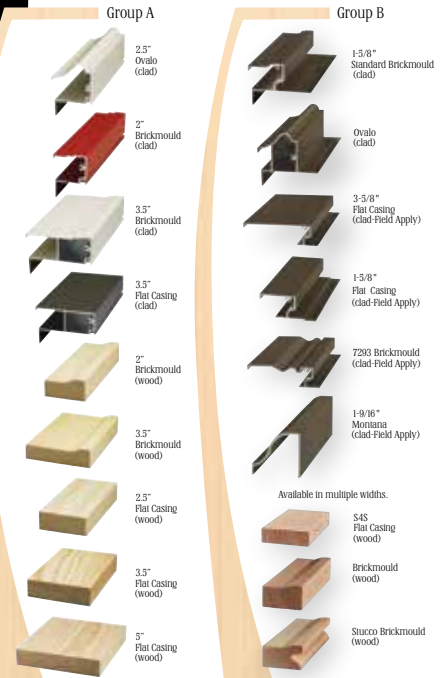
See your local representative for actual wood samples. Wood is a natural material with character, color and grain patterns with varying densities. Wood veneer wrap may be used on select components of various species.



Shown: H3 Casement with 2" Brickmould Accessory Frame

## EXTERIOR TRIM PROFILES.

Sizes are nominal. Options vary per product line.



# DESIGNS AND FINISHES THAT FIT YOUR LIFE.

Choose from a selection of superbly engineered, beautifully finished handles and locking mechanisms, each one specifically designed to complement your new Sierra Pacific windows and patio doors.

Whatever your décor, you're sure to find something that fits you perfectly.



Christopher Mayer Photography

SLIDING PATIO DOORS




CASEMENTS & AWNINGS



DOUBLE HUNG



SWINGING PATIO DOORS



SPECIALTY DOORS



## FINISHES



Matte Black



White



Oil Rubbed  
Forever Bronze



Chestnut Bronze



Bronze



Champagne



Satin Nickel



Brushed Chrome



Polished Chrome



Antique Brass



Bright Brass

Check specific products for available hardware styles and finishes.

## A MODERN APPROACH TO A TIMELESS LOOK.

To add your personal touch, our simulated divided lite profiles give you a number of starting points, while our grille configurations are limited only by your imagination. Start with our standard geometries and dream from there.



### SIMULATED DIVIDED LITE

The classic look of traditional true divided lite without the energy loss of individual glass panes, our simulated divided lite grilles offer tough extruded aluminum outside with beautiful natural wood inside. Complete the look with optional spacers between the glass. Profiles are also available in all-wood.


### GRILLES BETWEEN THE GLASS

Grilles stay out of the way while you still get the look you want.

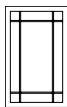


### GRILLE CONFIGURATIONS

Your grilles can be as traditional or as unique as you choose. Our standard configurations include equal lite and Prairie. But with our custom configurations, we're ready to transform your inspiration into reality.



Equal




Prairie



Bronze spacer option shown.



### SIMULATED DIVIDED LITE PROFILES



## WHEN SEEING LESS IS MORE.

Sometimes you need some privacy and security, or you need to filter out harsh sunlight. Other times you want a remarkable window design that gets lots of comments.

That's why we offer multiple decorative glass styles, each with its own personality to lend to your décor. If you can imagine it, chances are we can deliver it.



Gluechip



Obscure



Rain



Narrow Reed



Spray Lite\*



Delta Frost\*



Satin Etch




White Laminated



Beveled Edge



Bronze Tint



Gray Tint




Green Tint

\* Available on select products.



## LET VIEWS IN. KEEP BUGS OUT.



Standard



BetterVue



UltraVue



Metal



Wood

### STANDARD AND PREMIUM SCREENS

Choose from our standard aluminum framed screen that matches your hardware or your exterior clad color, with optional wood wrap available for casements and awnings. Even choose your screen mesh, from standard fiberglass to the improved visibility and even smaller insect barrier of BetterVue® or UltraVue™

### FLEXSCREEN

Hidden and beautifully simple, FlexScreen is the first screen of its kind made of flexible spring steel to fit firmly into screen tracks. No screen frames, no hardware, just refreshingly easy installation.



FLEXSCREEN

### GENIUS CUSTOMIZABLE RETRACTABLE SCREENS

Available as an interior screen on select products.



There when you need them, and disappear when you don't, these screens provide quiet, smooth operation, and give protection against airborne pests.

# STATE-OF-THE-ART FACTORY FINISH.

We invest in the finest finishing equipment for one reason—to bring you the best wood stain and paint coatings in the industry. Choose from two premium options: Ultra Stain and Ultra Coat.

Ultra Stain is an advanced, multi-step process that brings out all the beauty of your wood interior. Ultra Coat is a white or black durable interior paint. Both resist scratching and marring while providing advanced protection against moisture.



Jirsa Construction

ye-h photography | Perillo + Balzano + Wokline Architects



## ULTRA STAIN

Clear

Espresso

Toffee



Factory finishes available on select products. Ask your sales representative for details.

## ULTRA COAT

White

Black



## GLAZING TECHNOLOGY FINE-TUNED FOR YOU.

The right glass will make your home more comfortable and potentially improve your energy efficiency. It can capture the sun's heat, or reflect it. You can also reduce outside noise, block more of the sun's damaging UV rays, even enhance your privacy.

We offer some of the most advanced glazing options in the industry. With your builder, we'll help you select the glass that suits you and your environment.

Taylor Proctor & AJ Casaria | Prentiss + Balance + Wickline Architects




Jeremy Bittermann Photography












### THE ADVANTAGE OF NO-METAL SPACERS.

One of the technological advances that makes our glazing perform so well are patented No-Metal TrueWarm® Edge spacers.

Many window manufacturers use aluminum spacers between their panes of glass. These conduct cold and heat, and that's not good for thermal performance.

Our no-metal warm edge spacers are 100% polymer structural foam, for excellent thermal performance and a superior seal.



- Low-E 366**  Cardinal's triple layer silver product for superior performance. 95% UV protection. Solar heat gain coefficient of 0.27\*. Also available with Preserve® protective film or with Preserve and Neat® coating for a naturally cleaner glass when selecting XL Edge or Endur Spacer.
- Low-E 366 with i89 Coating\*\***  The same superior performance as regular Low-E 366 (above), but with the addition of i89 coating on the interior surface to increase insulating value and reduce solar heat gain. Meets even the most extreme requirements in the majority of the Canadian Energy Star zones. Also available with Preserve® protective film or with Preserve and Neat® coating for a naturally cleaner glass when selecting XL Edge or Endur Spacer.
- Low-E 340**  Cardinal's newest glazing innovation. It has an amazingly low 0.18\* solar heat gain coefficient to keep out the heat even in the blazing sun. Slightly tinted. Blocks 98% of UV rays. Less heat gain when it's hot, less heat loss when it's cold, and the best glare control under the sun. Also available with Preserve® protective film or with Preserve and Neat® coating for a naturally cleaner glass when selecting XL Edge or Endur Spacer.
- Low-E 180 Passive Solar**  A very high (0.70\*) solar heat gain coefficient. Ideal for reducing your heating bills in colder climates. Superior insulation value blocks cold and keeps in the heat. Also available with Preserve® protective film or with Preserve and Neat® coating for a naturally cleaner glass when selecting XL Edge or Endur Spacer.
- Low-E 180 Passive Solar with i89 Coating\*\***  The same superior performance as regular Low-E 180 (above), but with the addition of i89 coating on the interior surface to increase insulating value. Meets even the most extreme requirements in the majority of the Canadian Energy Star zones. Also available with Preserve® protective film or with Preserve and Neat® coating for a naturally cleaner glass when selecting XL Edge or Endur Spacer.
- Dual Pane Low-E**  Insulated for improved energy efficiency. Single surface Low-E coating to reduce solar heat gain and block UV rays.
- Triple Pane Low-E**  Available in a variety of Low-E coating combinations for superior insulation and energy performance.
- Insulated Glass**  For moderate climates. Basic glazing with basic performance.
- Sound Control**  Reduces outside noise by as much as 50% while blocking 99% of damaging UV rays. Laminated for shatter resistance. Available insulated or non-insulated.
- FeelSafe® Insulated Low-E with or without Sea Turtle Glazing**  Protect your home and our sea turtle population. FeelSafe windows and patio doors are engineered inside and out to resist hurricane-force winds, pounding rain, wind-borne debris, and rapid pressure changes that could implode your home or literally blow off the roof. Available in Low-E, Low-E 366 or Low-E 340.
- FeelSafe® Laminated with or without Sea Turtle Glazing**  For moderate climates, our non-insulated, shatter-resistant FeelSafe glass provides the utmost security—whether your concern is severe storms or intruders. Also available in Low-E 366 or Low-E 340.

\*All values shown are center of glass. \*\*Interior surface coatings, also known as surface #4, are applied to the interior (room-side surface) of a dual pane IG unit, resulting in improved thermal performance and lower heating costs. Because the coating reflects heat back into the room, the room-side pane of glass will be slightly colder in winter, causing a higher potential for interior condensation.

# THE ADVANTAGES OF COREGUARD PLUS™

Sierra Pacific wood windows and doors are protected by CoreGuard Plus™ wood treatment, a patented process that, when needed, penetrates wood right to the core to repel water, so our windows and patio doors are less likely to warp or swell and have superior dimensional stability.

In addition, CoreGuard Plus contains fungicides and insecticides to deeply protect all wood species from pests and rotting. Amazingly, this strong protection comes from a naturally organic, water-based treatment with nearly zero VOC's, which helps us maintain our strict environmental stewardship.

To ensure CoreGuard Plus effectiveness, sections of our windows undergo harsh testing in a Hawaiian rainforest that mimics decades of typical residential exposure. No wonder we have one of the strongest wood rot warranties in the industry.



Thoroughly tested in Hawaiian rain forests against water, insects and rot.



COREGUARD PLUS™

# DESIGNED TO FIT EVERY VISION.

Sierra Pacific windows and doors come in a wide selection of operating styles. And the choices don't end there.

You also get to select wood type, hardware style and finish, cladding color and texture, glazing preference, grilles, screens and even more finishing touches. No matter what you choose, you get the superior performance only Sierra Pacific can deliver.




Photo courtesy of Moody Images.



CASEMENT



AWNING



SINGLE HUNG




DOUBLE HUNG



HORIZONTAL SLIDING



BOW & BAY



DIRECT GLAZE



GEOMETRIC SHAPES




SLIDING



SWINGING



BI-FOLD



MULTI SLIDE



LIFT & SLIDE



SIDELIGHTS & TRANSOMS



PIVOT



DUTCH & PANEL



## MAKE A STATEMENT.

A first choice for many architects and builders, the sculpted architectural lines, rich wood interiors and innovative hidden hardware of our Aspen casements make them an outstanding mix of modern functionality and classic design.

Outside, Aspen casement exteriors come in two choices—beautiful wood protected by our exclusive CoreGuard Plus® wood preservative, or fully clad in extruded aluminum cladding in your choice of nearly limitless colors and textures.

All Aspen windows are engineered with leading structural performance and energy efficiency.



### UNIQUE SCREENS

Optional Genius® retractable screens are there when you need them and disappear when you don't.



FlexScreen available



### EXTERIOR TRIM

Group B on page 17



Shown: Ovalo



### HIDDEN HARDWARE, AN ASPEN SIGNATURE

The locking hardware, normally visible on the side jambs, is elegantly hidden from sight. Even the window handles are low-profile, folding into a nesting cover to stay clear of window treatments and interfere less with window lines. It comes in a variety of beautiful finishes to complement your windows, giving Aspen a refined look through and through.

### REMARKABLE PERFORMANCE

The Aspen triple glazed window with argon has a U-value as low as .14 and meets Passive House criteria. Dual glazed reach a U-value of .26 with LoE<sup>2</sup>-272 and argon. These numbers are a testament to the quality and technology that go into every Aspen window.



Arched also available.

### BEAUTIFUL FINISHES

\*Special order. Extended lead-time.



## DESIGN WITH AN INDUSTRIAL ACCENT.

One of the narrowest sightlines in the industry along with exposed contemporary locking hardware give our Urban Casement windows a modern industrial aesthetic that creates a beautiful, on-trend architectural accent.

Available in all-wood or clad exteriors, use them alone or in combination with other window types and shapes.



### CONTEMPORARY HARDWARE (standard)



Matte Black

Satin Nickel

White

### TRENDY, INDUSTRIAL

Exposed sash locks complement the industrial modern design aesthetic.



### TRULY UNIQUE FINISHES

Accent a modern look with durable clad finishes like Peppered Steel textured finish, an industrial exterior that gives any project the high-end look of steel.



Peppered Steel 110



### ENCORE HARDWARE (optional)



### EXTERIOR TRIM Group B on page 17



FlexScreen available



Arched and Full Radius also available.

### ENCORE FINISHES \*Special order. Extended lead-time.



Matte Black

White

Oil Rubbed Forever Bronze

Chestnut Bronze

Bronze

Champagne

Satin Nickel

Brushed Chrome

Polished Chrome\*

Antique Brass\*

Bright Brass\*

## A NEW STANDARD IN OLD-WORLD BEAUTY.

Beauty, simplicity and authentic old-world charm give our pushout Sedona Casement windows their distinctive personality. Choose from interior wooden swing screens or a Genius® retractable screen and hardware made from sand-cast bronze. They are perfect for homes looking for a unique way to open up a room or give that special space some unique elegance.

Available in all-wood or aluminum clad construction, our Sedona pushout casements will take you back in time while offering all the performance you expect from Sierra Pacific craftsmanship.

Shown with wooden swing screen.



### RICH HARDWARE

Also available in multi-point, single handle lock system, our Sedona hardware is made of rich sand-cast bronze and available in bronze or satin nickel. Specially engineered friction hinges stay where you set them.



Satin Nickel



Bronze



Shown with Genius® retractable screen.

### EVEN THE SCREENS ARE UNIQUE

Sedona Pushout Casements come with two beautiful screen choices. Hinged interior wooden screens complement the window's old-world charm. Genius® retractable screens pull down when needed and retract when not in use.

### EXTERIOR TRIM

Group B  
on page 17



Shown: 7293 Brickmould



French and Arched available.



Lara Swimmer Photography



Lara Swimmer Photography

## OPEN A WORLD OF POSSIBILITIES.

Top-to-bottom unobstructed views, clean lines and wide-open ventilation make our Sierra Pacific casement windows a favorite across the country. Smooth operation is ensured by our Encore handle. It folds out when you need it, then folds back to stay out of the way of window treatments. These windows also swing open a full 90 degrees for easy cleaning.

Choose the charm of our all-wood exteriors or the low-maintenance convenience of our aluminum cladding, and combine them with other fixed or operable Sierra Pacific windows to create the perfect look.




### ENCORE HANDLE

Available in 11 decorator finishes, it folds out for easy use, then folds back out of the way.



### BEAUTIFUL FINISHES \*Special order. Extended lead-time.



**EXTERIOR TRIM**  
Group A on page 17  
Shows: 2" Brickmould



### TOP IT OFF

For added charm or to complete a look, add a radius top or consider French style casements.

## A TIMELESS VIEW.

For sheer simplicity of operation and a little European flare, you will love the way our standard pushout casement accents any interior with classic appeal.

With a simple turn of its lever and a gentle push, these character-rich windows swing wide open, then stay in place thanks to carefully engineered stainless steel friction hinges.

Shown with wooden swing screen.



©Gbean Photography



### TAILORED FOR YOU

Whether you want rich, wood exteriors in your choice of beautiful species of wood or our thick aluminum cladding in your choice of colors and textures, our standard pushout casements will add accent to your design.

### HARDWARE FINISHES



### TWO BEAUTIFUL SCREEN OPTIONS

Choose from two equally impressive screen choices - a historical hinged version or our Genius® retractable screen.

Shown with Genius® retractable screen.



### SPECIAL HINGES STAY PUT

Engineered friction hinges with a turnstile locking mechanism alleviate the age-old problem of pushout windows that "drift" shut in a strong wind. These improved stainless steel hinges stay where you set them.



EXTERIOR TRIM  
Group A on page 17  
Shown: 2.5" Ovalo

## INNOVATION COMES TO CASEMENTS.

Already one of the industry's best performers and famously easy to install, our H3 casement windows continue to make a name for themselves with industry-leading performance provided by our innovative Fusion Technology™.

This unique integration of aluminum, vinyl and wood results in improved energy efficiency and performance, noticeably enhanced aesthetics, an extreme seal and easier installation.

**H3**

Now also available in our H3 FeetSafe impact line for coastal applications.



Eli's Lens Photography



Christopher Mayer Photography

### MULLING AND STACKING ADVANTAGE

The continuous head and sill of our H3 windows makes installing multi-wide units much easier. It also improves structural integrity and dramatically increases performance with a water-tight mull joint certified up to three-wide and two-high.

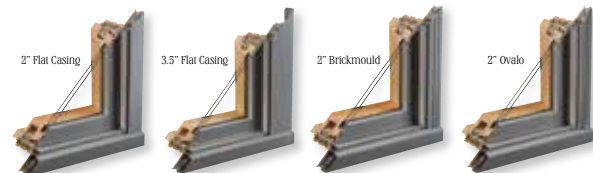


### BEAUTIFUL FINISHES \*Special order. Extended lead-time.



### PATENTED H3 ACCESSORY FRAME

This frame cladding profile system comes in four available styles that snap in place on the frame with a clip system. No through-frame anchors or excessive nail holes, leaving you an integrated frame that gives homeowners the flexibility to choose the aesthetic they want.



An optional add-on chassis with the same profiles as our accessory frames is available for box mulls or other adaptations in the field.

## SCULPTED VERSATILITY.

The perfect choice for those who want to have windows open during questionable weather, our Aspen Awnings are stunning alone or combined with other window configurations.

Inside you get the same rich wood choices as our Aspen Casements. Outside you get your choice of beautiful all-wood or tough aluminum clad exteriors.

All Aspen Awning windows come with the same signature hidden locking system for clean interior lines.



### REMARKABLE PERFORMANCE

The Aspen triple glazed window with argon has a U-value as low as .14 and meets Passive House criteria. Dual glazed reach a U-value of .26 with LoE<sup>2</sup>-272 and argon. These numbers are a testament to the quality and technology that go into every Aspen window.

### HIDDEN LOCKING SYSTEM

The carefully designed architectural lines of Aspen Awnings are ensured by a locking mechanism you can't even see.

### UNIQUE SCREENS

Optional Genius<sup>®</sup> retractable screens are there when you need them and disappear when you don't.



FlexScreen available



SIGNATURE HARDWARE



### BEAUTIFUL FINISHES



Matte Black

White

Oil Rubbed Forever Bronze

Chestnut Bronze

Bronze

Champagne

Satin Nickel

Brushed Chrome

Polished Chrome

Antique Brass

Bright Brass

\*Special order. Extended lead-time.



### EXTERIOR TRIM

Group B on page 17

SHOW: 1-5/8" Standard Brickmould

## MODERN, INDUSTRIAL AND SMART.

Adored for their modern industrial aesthetics, the exposed locking hardware and narrow sightlines of our Urban Awning windows combine an on-trend look with functionality that never goes out of style.

Use them high on the wall to let in more natural light or combine several above or below a picture window for more ventilation regardless of the weather outside.

Choose from all-wood or aluminum clad exteriors, all with beautiful wood interiors.



### NARROW SIGHTLINES, BROAD FUNCTIONALITY

Let in more light and more fresh air no matter the weather with the aesthetic of industrial design.



#### EXTERIOR TRIM

Group B on page 17  
Shown: 7293 Brickmould



FlexScreen available

### CONTEMPORARY HARDWARE (standard)



Matte Black



Satin Nickel



White



### EXPOSED LOCKS

Exposed locking hardware and sash locks on the side jamb are easy to operate and complete the industrial look.

### ENCORE HARDWARE (optional)



### ENCORE FINISHES \*Special order. Extended lead-time.






## THE ATTRACTION OF SIMPLICITY.

The uncompromising quality of Sierra Pacific craftsmanship comes through clearly in our beautifully simple Sedona Pushout Awning windows.

Elegant and easy locking levers turn to open while the friction hinges with a stainless steel locking mechanism keep the window where you set it. Interior wood or Genius® retractable screens and hardware made from sandcast bronze complete the look that is as timeless as it is functional.



Bronze

### BEAUTIFULLY SIMPLE HARDWARE

Also available in multi-point, single handle lock system, our Sedona hardware is made of rich sand-cast bronze and available in oil rubbed forever bronze or satin nickel.



Satin Nickel



### STAY-PUT HINGES

Specially engineered friction hinges makes this wonderfully crafted window stay where you set it.



### EASY TO HANDLE SCREENS

A handle of sand cast bronze adds charm and functionality to the unique wooden swing screen option.



Shown with wooden swing screen.



Shown with Genius® retractable screen.

### EVEN THE SCREENS ARE UNIQUE

Sedona Pushout Awnings come with two beautiful screen choices. Hinged interior wooden screens complement the window's old-world charm. Genius® retractable screens pull down when needed and retract when not in use.

### EXTERIOR TRIM

Group B on page 17



Shown: Ovalo



## A BREATH OF FRESH AIR.

A great choice when you want the fresh air of an open window even when it's raining, our awning windows are custom made, by hand, to your exact specifications. You'll notice the difference in how they look and how they operate.

Use them alone or combine them with other window configurations. They work especially well underneath a large picture window to provide ventilation.

As with our other windows, you'll find them available in a large selection of clad or all-wood styles.



## FUNCTIONAL AND FLEXIBLE

No matter what windows you pair them with, our awning window designs can be customized with many grille pattern choices.



### BEAUTIFUL FINISHES

\*Special order. Extended lead-time.



Matte Black

White

Oil Rubbed  
Forever  
Bronze

Chestnut  
Bronze

Bronze

Champagne

Satin  
Nickel

Brushed  
Chrome

Polished  
Chrome\*


Antique  
Brass\*

Bright  
Brass\*

### ENCORE HARDWARE



### EXTERIOR TRIM Group A on page 17



Shown: 3.5" Brickmould

## HIGH PERFORMANCE, AWNING-STYLE.

Our H3 awning windows are a popular choice when you want the convenience of awning operation made with our patented Fusion Technology™ for exceptional thermal performance and durability.

Like all H3 windows, they feature a wood interior, an extra-strong vinyl base frame, and an integral nailing fin for greater structural integrity, an improved water barrier and easy installation.

Use them alone or combine them beneath a picture window for ventilation. Their continuous head and sill ensures water-tight mull joints when putting units together.

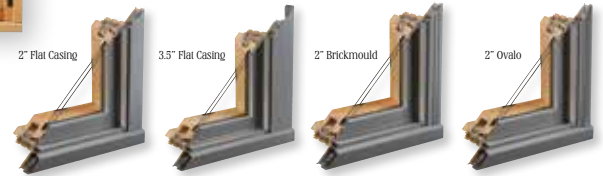


### PATENTED H3 ACCESSORY FRAME

This frame cladding profile system comes in four available profiles that snap in place on the frame with a clip system. No through-frame anchors or excessive nail holes, leaving you an integrated frame that gives homeowners the flexibility to choose the aesthetic they want.

### SAME RICH INTERIORS

H3 windows come with your choice of nine wood interiors, with ponderosa pine standard.



An optional add-on chassis with the same profiles as our accessory frames is available for box mulls or other adaptators in the field.

### ENCORE HARDWARE



### BEAUTIFUL FINISHES

\*Special order. Extended lead-time.



# A TIMELESS CLASSIC WITH TIMELY UPDATES.

By themselves, they make a timeless statement. When configured with other Sierra Pacific windows, Sierra Pacific Premium Double Hung windows can turn an ordinary wall into an extraordinary vision.

Available in low maintenance aluminum clad exteriors and a gorgeous all-wood version, our Premium Double Hungs have two easy-tilt sashes for easy cleaning.



## PREMIUM JAMBLINERS ARE STANDARD

Many other windows use an ugly vinyl jambliner. By using real wood, our jambliners become a concealed, fully-integrated part of the wood window interior.



## EXTERIOR TRIM

Group A on page 17  
Shown: 2" Brickmould

## PREMIUM SASH

Premium double hung windows feature easy tilt-in sash for even easier cleaning.

## HARDWARE

-  Matte Black
-  White
-  Oil Rubbed Forever Bronzet
-  Bronze
-  Champagne
-  Satin Nickel
-  Brushed Chrome
-  Antique Brass\*
-  Bright Brass\*

\*Special order. Extended lead-time.



Optional sash lift handle.



Shown with custom simulated archtop.

# HISTORIC ACCURACY, STUNNING PERFORMANCE.

Our Monument single & double hung windows are designed and built for architectural and light commercial applications. True, they have superior structural performance, but it's their fine craftsmanship and attention to detail that homeowners appreciate.

With no unsightly jamb liners inside or out, Monument single & double hung windows frame your view with the natural beauty of real wood. They're ideal for historic renovations, but come in a wide assortment of options to fit any home style.



## MONUMENT




### CONVENIENT SASH DESIGN

Side-load bottom sash removes for easy cleaning.



### EXTERIOR TRIM

Group A on page 17



Shown: 3.5" Brickmould



### MODERN IMPROVEMENTS

Monument classically styled window hardware comes in a variety of beautiful finishes and features single or dual locks to ensure a secure, energy-efficient seal.

### BEAUTIFUL FINISHES



Oil Rubbed Forever Bronze



Nickel Bronze



Antique Brass



Burnished Brass



White



Matte Black

Optional Sash Lifts

### EXCEPTIONAL COMMERCIAL DESIGN



Monument windows are available in full radius or arched for a truly dramatic architectural look.

Other Monument styles.



Arched Single or Double Hung



Full Radius Single Hung

## HIGH VALUE MEETS HIGH PERFORMANCE.

The qualities that make our H3 double hung windows exceptional add up fast. The advanced Fusion Technology™ is the perfect integration of extruded aluminum, vinyl and wood. Its patent-pending design and construction give it an industry-leading seal against the elements.

Add to this a continuous head and sill for water-tight mull joints when putting units together and amazingly easy installation, and you'll understand why it has become a favorite for many.

**H3**



Available with FeelSafe™ Impact rated glazing.



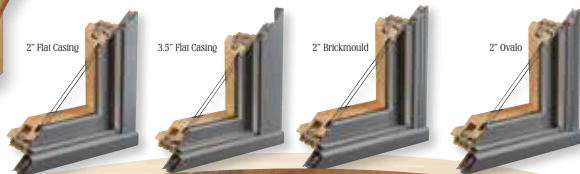
### EASY IS GOOD

Lever-action locks are designed to be easy to operate. Easy-tilt latches make your H3 double hung windows easy to clean.



### PATENTED H3 ACCESSORY FRAME

This frame cladding profile system comes in four available profiles that snap in place on the frame with a clip system. No through-frame anchors or excessive nail holes, leaving you an integrated frame that gives homeowners the flexibility to choose the aesthetic they want.



An optional add-on chassis with the same profiles as our accessory frames is available for box mulls or other adaptations in the field.

### HARDWARE FINISHES



Matte Black




White




Oil Rubbed  
Forever Bronze




Chestnut  
Bronze



Bronze



Champagne




Satin Nickel




Brushed Chrome



Polished Chrome\*



Antique Brass\*



Bright Brass\*

\*Special order. Extended lead-time.



©Vance Fox | Health Construction

## UNIQUELY CONTEMPORARY AND SMOOTH.


For a more unique style and a more contemporary look than a traditional double hung window, try our Monument Horizontal Sliding Windows, available in two or three-lite configurations.

They're a smart alternative to a two-wide casement when you don't want the sash of a casement or awning window sticking out in the way, on your deck or walkway for example. With the screen removed, they can even serve as a pass-through. But you don't need a practical reason. Many people simply prefer their clean lines and smooth, gliding operation.



### EXTERIOR TRIM

Group A on page 17



Shown: 3.5" Flat Casing

### BEAUTIFUL LOCKING HARDWARE

Top and bottom locking mechanisms come in a wide variety of luxurious finishes.



### FINISHES



### SPACE SAVING CONTEMPORARY

When double hung is too traditional and space is limited, Monument Sliders are a smart and exceptionally smooth alternative.



## A SLIDER LIKE NO OTHER.

Our H3 easy-glide slider is a welcome addition to our option-rich, easy-tilt H3 double hung, and our H3 casement and awning windows. Depending on design and operational preference, each is an exceptionally smart choice for new construction or window replacement.

As with our other H3 products, these horizontal gliding windows feature the advanced integration of extruded aluminum, vinyl and wood for an industry-leading seal against the elements.

**H3**

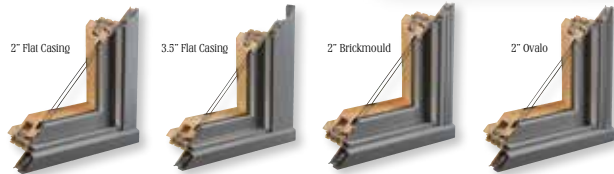
### SMOOTH ACTION

Every H3 horizontal slider comes standard with precision steel rollers for exceptionally smooth gliding.



### PATENTED H3 ACCESSORY FRAME

This frame cladding profile system comes in four available profiles that snap in place on the frame with a clip system. No through-frame anchors or excessive nail holes, leaving you an integrated frame that gives homeowners the flexibility to choose the aesthetic they want.



An optional add-on chassis with the same profiles as our accessory frames is available for box mulls or other adaptations in the field.

### HARDWARE



### FINISHES



\*Special order. Extended lead-time.




## TAKING GLASS TO NEW HEIGHTS, AND WIDTHS.

Reduce window mass, increase the light that fills the room. This is the essence of our direct glaze thinking.

The heart of many contemporary designs, our direct glaze windows create stunningly large expanses of glass with the narrowest sightlines and high-performance glass that truly blurs the lines between inside and outside.

If you're looking for a window that almost lets you forget you have windows at all, explore the amazing things you can do with our direct glaze windows.



H3® direct glaze  
also available

## CONSIDER DIRECT GLAZE PLUS

Reinforced construction enables designs up to 70 square feet with the contemporary aesthetics of a direct glaze unit with even higher structural and energy performance ratings.

## CREATE CONTEMPORARY MASTERPIECES

Many prefer our direct glaze windows for their narrow sightlines that make them a perfect fit for contemporary designs.



## UNIQUE AS YOUR DESIGN.

Every special home deserves a special touch. Sierra Pacific's special geometric shapes, transoms and sidelites offer an individualized dimension to architectural designs.

Add an arched expanse of glass that lights up an entire home, or a large picture window crowned by a half circle. Set transoms above a bank of patio doors, or install a round portal that lets in the moon at midnight.

Used alone or combined with our operating windows and patio doors, our geometric or radius shapes will amplify your design as well as the view, all with uncompromising Sierra Pacific craftsmanship.



## A SPECIAL TOUCH

Unique window shapes and applications give homes a signature look that truly sets them apart.

## TURN A CORNER INTO A CONVERSATION

Stop guests in their tracks with a 90° window configuration that widens the limits of what's possible with artfully framed outdoor views.



## ADD DEPTH AND LIGHT TO A ROOM.

Our bay and bow windows add architectural interest to your building's exterior while making interior rooms feel larger, with a multi-pane configuration that draws the outside in. It makes any room more interesting, more personal and more livable.

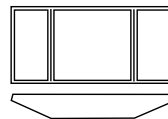
Common applications are above a kitchen sink or in a dining nook for additional seating. Enjoy both configurations with the richness of all-wood exteriors or the durability of aluminum cladding.



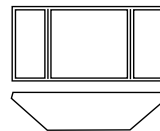
### BAY WINDOW (30° AND 45°)

Typically a large fixed window between two casement or double hung units.

30° Angle Bay



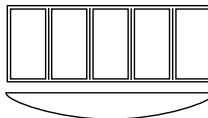
45° Angle Bay



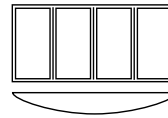
### BOW WINDOW

Several casements or double hung units mullered together, creating a smooth arc or "bow".

Bow window configuration



Bow window configuration



## LITTLE DETAILS, BIG IMPRESSION.

Anytime you consider our swinging doors, you have lots of choices to consider, like multiple species of interior wood, different hardware and hardware finishes, even glazing and grilles. But no matter what you choose, all our patio doors come with the same attention to detail and innovative engineering you've come to expect from Sierra Pacific.

### STANDARD INSWING AND OUTSWING

Single or double, with or without sidelites, our standard swinging doors are the answer to opening your world to the outdoors.



Christopher Mayer Photography

### FLEXIBLE ACCESS INSWING AND OUTSWING


A 12" kickrail, flush bolts for inactive panels and multi-point locking hardware, these doors are the perfect counterpart to our Commercial Doors when flexible access is critical.

### SHASTA INSWING DOOR

Smart thinking. A two-wide French door with one inswing door and one fixed panel paired with a sliding exterior screen.

### EXTERIOR TRIM

Group B on page 17  
1-5/8" Brickmould



Munche Handle with 374 Escutcheon

### HARDWARE

Dallas Series Contemporary Handle Set



New Orleans Handle with 216 Escutcheon



Verona Handle with 216 Escutcheon



Athinal Handle with 216 Escutcheon



Rodos Handle with 216 Escutcheon



Toronto Handle with 374 Escutcheon



### FINISHES



Swinging doors shown here are manufactured in our California Facility.



Taylor Proctor & AJ Casarria | Pirellis + Balance + Wickline Architects



Christopher Mayer Photography

## INSWING, OUTSWING, ANY WAY YOU LIKE IT.

The movement of a door affects movement through the room. Sierra Pacific inswing and outswing doors allow you to create everything from a grand entrance to a smooth transition between inside and outside.

Both doors operable, one door operable, radius top or transoms above, with Sierra Pacific swinging doors offered in nearly every configuration imaginable, you'll find one that moves you.



### CRAFTED WITH SECURITY IN MIND

For greater security and weather resistance, our swinging doors feature a multi-point locking system that has passed strict forced entry requirements.



### MORE THAN A DOOR

Create passages with elegant lines including optional arched and full radius tops.

Outswing hinge



Adjustable inswing hinge



### HARDWARE



Traditional w/Classic Escutcheon (standard)

Contemporary (optional)

Loft w/Classic Escutcheon (optional)

Loft w/Contemporary Escutcheon (optional)

### FINISHES

-  Matte Black
-  White
-  Oil Rubbed Forever Bronze
-  Oil Rubbed
-  Satin Nickel
-  Brushed Chrome
-  Polished Chrome
-  Antique Brass
-  Bright Brass

### EXTERIOR TRIM

Group A on page 17



Shown: 2.5" Ovato

Swinging doors shown here are manufactured in our Wisconsin Facility.

## PERFECT TRANSITION THAT'S SURPRISINGLY SECURE.

Sierra Pacific Patio Sliding Doors create a graceful transition from your indoor to outdoor living areas. While providing the perfect solution for a space-saving opening, these doors feature a multi-point locking system, so they are as secure and durable as they are beautiful. Our gear mechanism is made from corrosion-resistant 300 Series Stainless Steel and our locking system has passed the most stringent forced entry requirements.



### MECHANICS MAKE THE DIFFERENCE

Smooth as silk operation is provided by standard tandem stainless steel ball bearing rollers and a fully adjustable design.



### CREATE SPACE WITHOUT USING SPACE

Build seamless passages up to four panels wide with standard narrow or French construction.



### EXTERIOR TRIM

Group B on page 17  
Shown: 3-5/8" Flat Casing

### HARDWARE

Verona with 2170 Escutcheon



Genoa with 2165 Escutcheon

### FINISHES

-  Matte Black
-  White
-  Oil Rubbed Forever Bronze
-  Oil Rubbed
-  Satin Nickel
-  Brushed Chrome
-  Polished Chrome
-  Antique Brass
-  Bright Brass



Oil Rubbed Forever Bronze



Satin Nickel



Optional keyed lock available in Satin Nickel, Oil Rubbed Forever Bronze and Matte Black.

### CONTEMPORARY FLUSH FINGER PULLS (optional)

This beautifully functional, contemporary hardware option is quickly becoming a favorite of many.

Sliding doors shown here are manufactured in our California Facility.

## SPACE SAVING AND SMOOTH AS SILK

When you want an elegant door that takes up very little room, you'll find our sliding patio doors a beautiful choice. Available in narrow or French rails, you'll appreciate them for their silky smooth operation and versatile design.

Choose exteriors with luxurious wood or low maintenance, thick aluminum cladding. Build eye-catching configurations with additional doors, sidelites or transoms that turn a large wall into a stunning combination with expansive views.



## DESIGN FLEXIBILITY TO CREATE ANY LOOK

Choose from contemporary to traditional hardware to give your sliding doors just the right aesthetic to integrate with your design.



### FINISHES

-  Matte Black
-  White
-  Oil Rubbed Forever Bronze
-  Oil Rubbed
-  Satin Nickel
-  Brushed Chrome
-  Polished Chrome
-  Antique Brass
-  Bright Brass



Optional footbolt. Available in matching finish.

## EASY TO OPEN AND SECURELY CLOSE

Multi-point locking hardware and optional footbolt ensure the greatest security from intruders and the elements.

Sliding doors shown here are manufactured in our Wisconsin Facility.



### EXTERIOR TRIM

Group A on page 17  
Shown: 2" Brickmould



Optional Contemporary hardware shown in Satin Nickel.



## BIG IMPRESSIONS WITH A FEATHER TOUCH.

Our Bi-Fold doors and windows are designed to take contemporary designs to some truly amazing places, turning walls into moving masterpieces. Hinged to fold and glide with the lightest touch, our bi-fold products are available up to 45 feet wide with as many as eight panels.

They stack out of the way on either side of their expansive openings with an optional access panel to allow passage without moving the entire system. They can swing in or swing out, and can even go around a 90-degree corner.

Available in low maintenance exterior clad finishes or luxurious all-wood exteriors, the applications are limitless.



### OPEN TO THE AIR

Our bi-fold windows also create wide expanses that are uniquely inviting and give gathering spaces a charm all their own.

### OUT OF THE WAY

Large expanses fully open and stack perpendicular to the wall to optimize space.





## SLIDE YOUR WAY TO UNOBSTRUCTED VIEWS.

Slide them in one direction. Slide them in the other direction. Stack them to one side, or watch them disappear into a pocket in the wall. They'll even go around a 90 degree corner.

Our multi-slide doors and windows are engineered to give you years of silky-smooth service as they create unobstructed views and transform your living space.

Find them in a wide range of operational configurations and expansive sizes for limitless applications, ready to perform their impressive vanishing acts.



### WIDE AND WIDER

Single direction doors are available up to 5 panels wide while multi-directional door expanses can be a full 10 panels wide.

### BUILD IT IN

Use a multi-slide window to effortlessly open a built-in bar to an open dining area.



## DEFY GRAVITY AND SEAL OUT THE WEATHER.

Considered a game changer, our Lift & Slide door technology features advanced mechanics that raise the door panels to glide effortlessly, then lower them down to seal out the elements.

These remarkable doors are also available in a pocketing configuration, which means expanses of glass up to 45' wide and 10' high can be stowed out of sight, leaving you nothing but open air and spacious living.

With an advanced weep system and certification up to PG50, they're like no other specialty doors made.



Slimline Handle  
(optional upgrade)  
Shown in Brushed  
Stainless Steel



## SUPERIOR ENGINEERING AND MECHANICS

A high-end roller system lifts the door panel to roll easily, then lowers it to lock in place. The innovative door sill is a drain track that allows any intruding water to drain through the exterior weep gates.





## PANELS OF DISTINCTION

When full glass isn't right, panels add a richness and traditional aesthetic that adds warmth and charm. Experiment with our combinations, and find one that opens up a new world of design possibilities.



## CHOOSE YOUR STYLE

The combinations of vertical lengths (stiles) and horizontal lengths (rails) give panel doors their unique textured design. Choose from flat panels or raised panels to create a striking accent between two spaces.



## YOU COULD GO DUTCH.


Extra ventilation? Easy pass through to the backyard from a kitchen or mudroom? Whatever the reason you're sure to love the utility of a door with a top and bottom panel that operate independently.

Choose an interior shelf and swing screen to add even more utility to an already wonderfully useful creation. It's available in limitless designer options, including 74 exterior finishes with standard bottom panel single-point locking and optional ball bearing hinges.

It's smart to be this functional.



**EXTERIOR TRIM**  
Group B on page 17



Shown: 1-5/8" Flat Casing

### HARDWARE

Dallas Series Contemporary Handle Set



New Orleans Handle with 216 Escutcheon



Munchen Handle with 374 Escutcheon



Verona Handle with 216 Escutcheon



Athinal Handle with 216 Escutcheon



Toronto Handle with 374 Escutcheon



Rodos Handle with 216 Escutcheon



### FINISHES



## CREATE A SIGNATURE ENTRANCE.

Build bold with the design inspired, modern appearance of our Pivot Doors. Engineered to float inside their frame on a set of pins mounted in the top and bottom of the door panel, these amazing new doors offer clean lines and a simplicity of form and function that sets them apart from other entrance doors.

For a distinctive, custom approach to your next project, Sierra Pacific Pivot Doors are a great place to start.



Jon Eady Photographer | Faye Crowe Architect, LLC



### HARDWARE

Choose from multiple sizes of door pulls available in either brushed stainless steel or matte black finishes. Add electronic locks for high-tech security on a unique entrance.



Stainless Steel

Matte Black

Available in round or square, 90° or 45°, and 31-1/2" or 47-1/4" lengths.

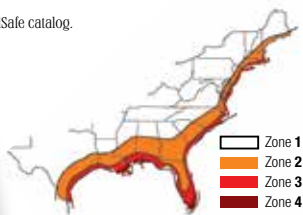
## IMPACT RESISTANCE THAT FEELS SAFE

If you're building or remodeling in a hurricane area, our FeelSafe windows and patio doors are engineered inside and out to meet some of the highest wind, water and structural performance ratings of any window or door in the United States.

FeelSafe's layered, shatter-resistant laminated glass dramatically reduces the risk of injury while protecting everything inside your home from severe wind and water damage. What's more, FeelSafe glass blocks 99% of UV rays, reduces outside noise up to 50%, improves energy efficiency and even enhances family safety and security by discouraging intruders.

For storm prone coastal areas, the safety and security of our FeelSafe windows and patio doors is invaluable.

For more information, ask for our FeelSafe catalog.



- Zone 1
- Zone 2
- Zone 3
- Zone 4



### IN COASTAL AREAS, THEY'RE TOUGH TO BEAT

H3 FeelSafe Impact Zone 3 products withstand winds from 120 mph to 140 mph. FeelSafe Impact Zone 4 products withstand winds greater than 140 mph.



FeelSafe Casement



FeelSafe Single Hung & Double Hung



FeelSafe Awning



FeelSafe Geometric Shapes, Transoms



FeelSafe Outswing Patio Doors Available Arched and Full Radius



FeelSafe Sliding Patio Doors



FeelSafe Bi-fold



## VINYL WINDOWS WITH SIERRA PACIFIC DNA.

High quality and high performance don't have to be high priced. Our vinyl windows and patio doors are made right in our Sierra Pacific manufacturing facility, which means they're crafted with many of the same features and design options as our premium wood products.


The latest materials, innovative engineering and advanced technologies are used to enhance their beauty, solid integrity and durability.

You'll find all of our new construction and replacement vinyl products available with a wide range of glazing, exterior color and grille pattern options. For more information, ask for our Vinyl catalog.



### SO MANY WAYS TO MAKE THEM YOURS

Choose from a complete lineup of operating styles, sizes and shapes and a full range of glazing options, from decorative to energy-efficient. They also come in a beautiful range of durable exterior colors with custom colors also available, as well as many grille patterns in simulated divided lite or grilles between the glass.




## MAKE SHORT WORK OF BIG TRANSFORMATIONS.


Our Transcend windows and patio doors are perfect sash-only or complete replacements for renovations, remodeling or rebuilding. Most replacement windows come in limited sizes, styles and options. Transcend offers nearly unlimited choices and flexibility, so you can match your existing décor or redo any room with the look you've always wanted.

From transforming an old double hung into a room-brightening patio door to updating a wall of fixed glass, we make replacement easy.

For more information, ask for our Transcend catalog.



**TRANSCEND**  
REPLACEMENT WINDOWS & PATIO DOORS



### FOUR WAYS TO TRANSFORM

Choose between easy and affordable sash replacement systems for double hung windows: high-performance H3 Pocket Insert windows that simply pop right in; our H3 full frame line of replacement windows for more comprehensive projects; and for the ultimate full replacement upgrade, our complete line of made-to-order premium windows and patio doors.



H3 Double Hung

### TRANSCEND DOUBLE HUNG SASH REPLACEMENT KIT



## THE FUTURE IS WIDE OPEN.

Our innovative Architectural Wall Systems are more than a window. These timber curtain walls are a load-bearing structural building material that offers expansive use of glass, clean straight lines and transparency between indoor and outdoor living.

A significant upgrade over ordinary curtain walls, our glue-laminated wood beams actually eliminate the need for steel beams in some cases.

The all-wood interiors and tough aluminum clad exteriors add beauty to a system that easily incorporates doors and operable windows.

For more information, ask for our AWS catalog.



### TESTED IN LABS, PROVEN IN LIFE

Our architectural wall systems have been tested to ASTM standards for air and water infiltration and structural wind load performance, plus they meet today's energy standards for heat loss and solar heat gain.





## LIGHT COMMERCIAL WAS NEVER SO BEAUTIFUL.

When working in commercial spaces, it's not always easy to reach the level of design aesthetic you want. Our timeless window and door innovations are changing that with commercial products created to frame any view with sleek, natural beauty inside and out.

Whether your project is new construction, historical renovation or remodeling, every Sierra Pacific product comes with the full support of our Architectural Services Group and our nationwide network of Architectural Consultants, which means you get what you need when you need it.

For more information, ask for our Commercial catalog.



©Gibeon Photography



Sam Adams | Tryba Architects

### TAKE INSPIRATION EVERYWHERE YOU GO

Great design ideas and no-nonsense teamwork can improve any commercial construction challenge. With special emphasis on light commercial projects up to five stories, we've worked within many commercial settings.



Sam Adams | Tryba Architects

## A WARRANTY AS TOUGH AS THE PRODUCTS IT GUARANTEES.

Sierra Pacific Windows and Doors are backed by our fully transferable 30/20 Limited Warranty (20/10 for commercial products). It provides 30 year residential AAMA 2605 clad exterior coating coverage, 20 year insulated glass coverage, 10 year parts coverage, 2 year labor coverage, and 10 year AAMA 2604 clad exterior coating coverage. For warranty specifics, please refer to [SierraPacificWindows.com](http://SierraPacificWindows.com).





For support and answers to any questions, call 800-824-7744,  
or visit [SierraPacificWindows.com](http://SierraPacificWindows.com)



# SIERRA PACIFIC

WINDOWS THAT  
NEVER COMPROMISE

