



SOUTHERN SHUTTER COMPANY

QUALITY MILLWORK PRODUCTS

Exterior & Interior Shutters • Gable Ventilators • Exterior & Interior Doors • Shutter Hardware





TERMS & CONDITIONS

- Southern Shutter Company reserves the right to limit distribution to approved dealers.
- All prices and terms subject to change without notice.
- All sales are final.
- Changes made to orders more than 24 hours after order is placed will incur a change order fee.
- Prices shown are MANUFACTURER SUGGESTED RETAIL PRICES (MSRP).
- Orders accepted by Southern Shutter are non-cancelable except with our prior, written consent and are subject to a service charge as expressed in such consent.
- Shipping and Handling charges apply to destinations within the 48 contiguous United States.
- Drop shipments requiring Residential Delivery or Lift Gate Service will incur additional charges.
- Buyer is responsible for additional delivery fees or surcharges on orders requiring special shipping, packing and/or direct delivery.

RETURNS

- Dealer must have a Return Authorization Number from Southern Shutter Company to return any order.
- Returned merchandise will not be accepted without a Return Authorization Number.
- Returned items must be in original shipping and packing cartons.
- Return Authorization Number must be on outside of return shipping carton.
- Goods must be shipped within 15 days of the Return Authorization date.
- Note: All authorized returns may be subject to a 25% restocking fee to cover handling expenses.

DAMAGES/SHORTAGES

Southern Shutter Company carefully packages all shipments to minimize damages in transit, but occasionally some damage may occur. We suggest the following procedures:

- Unpack the shipment upon delivery and inspect for damage. If damage is suspected make a note on the Bill of Lading before signing, or refuse the shipment as damaged.
- If damage is found, notify Southern Shutter Company within 48 hours.
- Damaged goods may not be returned without prior authorization from Southern Shutter Company.

WARRANTIES

Manufacturer Defects: Southern Shutter Company warrants its Western Red Cedar shutters against any manufacturer defect in construction for the life of the shutter. Other wood species are warranted for 90 days. Warranty covers the raw shutter; it does not cover any cost incurred in the finishing or hanging of the shutter.

Finishing: Factory painted finishes are warranted for a period of three years from the date of purchase against peeling or flaking. Note: Some fading or loss of sheen is considered normal wear and is not covered under this warranty.

Purchaser Responsibility: For warranty to be valid, the purchaser must request a return authorization for the defective goods. Once the product is returned and the manufacturer has inspected and confirmed that the problem is manufacturer defect, the customer will be given replacement shutters. No credits will be issued. Warranties are non-transferable. Proof of purchase is required.

WOOD FINISHING OPTIONS

• Quality Shutters Deserve a Quality Finish •



FACTORY FINISHED SHUTTERS

EXTERIOR SHUTTERS MAY BE ORDERED FROM THE FACTORY
FACTORY FINISHED TO VARYING STAGES OF COMPLETION

Finishing cost is in addition to the price of the shutters. See price sheet for your specific shutter for finishing price charges.

Finishing options require a minimum order of 3 pairs.

- **SPRAY PRIMED.** Sprayed with top quality oil-based primer; light sanding recommended.
- **PRIMED AND SANDED.** Sprayed with top quality oil-based primer; sanded and joints sealed; ready for finishing.
- **PRIMED AND FINISHED*; READY FOR INSTALLATION.**

Each shutter is sanded, primed with two coats of oil-based primer and sanded again. Then the primed shutters are finished with a premium exterior paint. Custom color charge may be applied to orders less than 60 square feet.

* See Southern Shutter Company's Online Paint Color Palette for available color selections.

PAINTING RECOMMENDATIONS

EXTERIOR SHUTTERS CONSTRUCTED OF DURABLE, DECAY-RESISTANT WESTERN RED CEDAR

If a shutter is to be painted, it is important that certain steps be followed to ensure that the shutter is protected from moisture and a quality finish is obtained. Painting with an air sprayer is recommended for the best possible finish, however painting with a brush can achieve similar results.

1. PAINT SELECTION

- A quality oil-based primer formulated for Western Red Cedar is required to assure proper adhesion to the surface as well as block any tannin bleed that might occur.
- Premium oil-based paints generally provide a smoother finish than latex paints. Higher quality latex paints, however, may have a longer lifespan.

2. SHUTTER PREPARATION

- Lightly sand the shutter using 150 grit sandpaper, removing any sharp edges or loose fibers.
- Caulk and seal all joints and end-grain to prevent liquid penetration.
- Clean off any dust by blowing the shutter with dry compressed air or a good dusting with a clean tack cloth.

3. PRIMING THE SHUTTER

- It is very important that all six sides of the shutter are caulked and primed equally.
- Allow the primer to dry as per manufacturer instructions and re-sand the shutter with 150-180 grit sandpaper until the primer coat is smooth to the touch.
- Apply a second coat of primer on all six sides of the shutter and re-sand the shutter with 150-180 grit sandpaper until the second primer coat is smooth to the touch. No bare wood should be visible. Spot prime as needed.

4. FINISH COAT

IMPORTANT: Primer must be completely dry and cured before final finishing.

- Clean off any dust by blowing the shutter with dry compressed air or a good dusting with a clean tack cloth.
- It is very important that all six sides of the shutter are finished equally.
- Multiple finish coats may be required to ensure uniform coverage and color. After each coat is dry, lightly sand the shutter with a 150-180 grit sandpaper until smooth to the touch.
- Clean off any dust by blowing the shutter with dry compressed air or a good dusting with a clean tack cloth.
- Apply final finish coat on all six sides of the shutter.
- Allow finished shutters to dry and cure fully prior to installation.

Following these steps and recommendations, along with timely refinishing and maintenance, will ensure that your cedar shutters last a lifetime.



QUALITY WOOD/COMPOSITE SHUTTERS

- Exterior/Interior Shutters • Composite Shutters •
- Western Red Cedar Ventilators • Exterior/Interior Doors •
- Mounting Hardware & Accessories • Interior Blinds •

Southern Shutter utilizes the latest modern machinery to produce wood shutters that will last a lifetime with proper maintenance. We have been standing behind them with our lifetime warranty since 1964.

Southern Shutter Company's recently upgraded manufacturing capabilities offer almost unlimited custom options; allowing customers to design and add a personal touch to their shutters. No other company offers as many shutter styles and wood species.

Exterior shutters in paneled or louvered styles are available in three lines — our top-of-the line DesignLine, Heavy Duty and Standard. Also available are Board & Batten shutters in a variety of board layouts.

In addition to our extensive line of exterior shutters, Southern Shutter offers a complete line of louvered ventilators. Constructed from durable Western Red Cedar, these ventilators are available in a variety of rough opening sizes and shapes, including gable styles.

To compliment our exterior shutters, Southern Shutter manufactures a robust interior shutter selection. Interior styles include movable louvers, fixed louvers and panels. Interior



include the ability to duplicate many shutter designs for historical authenticity. Historical matching is a Southern Shutter specialty.

Finishing Touch

Quality shutters deserve a quality finish. To ensure our customers receive the best possible finish with pricing flexibility to suit any budget, Southern Shutter offers complete finishing options for both interior and exterior shutters. Exterior or interior shutters may be ordered unfinished, primed or completely Factory Finished and ready to install.

** See Southern Shutter Company's Online Paint Color Palette for available color selections.*

Hardware & Accessories

Quality, durable hardware is essential for a professional installation. Southern Shutter Company offers a full line of exterior and interior shutter hardware. In addition to ensuring a proper installation, selections from our hardware and accessories enhance the authentic appearance and style of your shutters and your home.

Founded in 1964 Southern Shutter Company has grown into one of the nation's leading wholesale manufacturers of functional exterior and interior wood shutters.

shutters may be ordered in pairs or completely finished including hanging systems to fit any window.

Western Red Cedar & More

Since opening the doors over 50 years ago, our preferred material for construction has been Western Red Cedar. Western Red Cedar is naturally decay resistant, light weight, straight and has one of the lowest expansion ratios of any wood species.

In addition, we offer a broad selection of wood species to suit your specific needs.

Advanced Custom Options

The utilization of some of the industry's most advanced equipment enables us to provide an almost limitless combination of custom options for both exterior and interior products.

Our manufacturing capabilities

EXTERIOR SHUTTERS



- *Designline*, Heavy Duty, Standard and Board & Batten Styles
- Ventilators • Mounting Hardware & Accessories



Premium *Designline* Shutters are built with flush stile and rail construction.

Heavy Duty Shutters are manufactured using recessed stile and rail construction.

Standard Shutters are crafted with flush stile and rail construction.

Board & Batten Shutters have a unique appeal for a rustic appearance.

their sister paneled shutter to create custom variations. Optional rail placement, arched or curve-tops, palladiums, sunbursts, and other radius treatments are available on most styles.

Southern Shutter Company provides decorative trim moulding, cutouts, as well as other finishing details.

Exterior Shutters

Exterior shutter styles include 1 3/8" *Designline* Flush Stile & Rail, 1 3/8" Heavy Duty Recessed Stile & Rail and 1 1/8" Standard Flush Stile & Rail. Shutters may be ordered with movable louvers, fixed true louvers and raised or flat panels. Paneled shutters include a V-Groove option. Select profiles can be used in Bahama and Spandrel configurations. Board & Batten Shutters complete our production of exterior shutters.

Exterior Ventilators

Louvered ventilators are constructed with easy installation and durability in mind. All weather-exposed components are made of Western Red Cedar and offered in a variety of rough opening sizes and shapes, including gable styles.

Hardware & Accessories

Southern Shutter offers a complete line of quality hardware to provide the finishing touch for your functional and decorative shutter installation.

Offering Quality Craftsmanship, Durability, and Style Since 1964 —

Now with New Technology for Increased Design and Production Options at Affordable Pricing

Though our production facility has been retooled to produce precision-cut wood components in high-volume, we have never abandoned the hands-on approach to quality construction. Each piece is carefully constructed by a Southern Shutter craftsman. All work is executed with precise attention to your specifications.

Timeless Appeal

Exterior wood shutters can actually improve with age. Time adds characteristics to wood shutters that can not be simulated by synthetic products. As a wood shutter ages, the elements wear, the paint layers build. Each shutter takes on a personality of its own, giving

your home a unique character that plastic can not imitate.

Southern Shutter recommends exterior shutters be refinished as needed, usually seven to ten years, to preserve the beauty and durability of your shutters. Refinishing also offers the opportunity to change colors. With proper maintenance, our mortise and tenon exterior wood shutters will provide a lifetime of service and beauty.


Durable Construction

Our improved manufacturing process incorporates mortise and tenon construction for increased durability. For customers who desire the highest quality, we recommend

our *Designline* shutters. These premium shutters are offered in a variety of louvers and panels for expanded design options. Heavy-duty and standard construction are also available.

Optional Wood Species

The selection of high-quality, decay-resistant wood is an important element in exterior shutter construction. While we recommend Western Red Cedar, Southern Shutter offers other wood species such as Mahogany, Cypress and Spanish Cedar.



Custom Configurations

Let your imagination be your guide. A variety of custom options are available for most shutter styles. Louvered shutter lines can be matched with



THE RIGHT SHUTTER?

What Style, What Size – and Then – What Details?



An almost endless selection of shutters means you'll certainly find what you're looking for. It also means you'll have your hands full making your decision.

To ensure you make a sound decision, we encourage arming yourself with information. Learning the ins and outs of different shutter styles will aid you in your quest for the perfect shutters. As you're deciding on the shutters for your home, you can rest easy knowing you've made the right choice selecting Southern Shutter Company.

There are three basic elements to consider when determining which wood shutters fit your needs and your preferences: shutter selection, hardware and installation. Each factor is equally important to the success of your shutter project.



Mortise and tenon construction enhances the strength and durability of our shutters. (L-R) fixed true louver, raised panel, movable louver

Shutter Selection

What Style Do You Want? Movable Louvers or Fixed True Louvers? Raised Panels or Flat Panels with V-Groove or trim?



Movable Louver Fixed True Louver Raised Panel Flat Panel V-Groove Panel

In the past many followed "rules" that determined which styles to use in specific locations on a home (i.e. panels on the first floor, louvers elsewhere), but today it's more a matter of personal taste.

Board & Batten shutters present distinctive looks including ranch-style, Mediterranean and traditional rustic appearances.

Bahama/Spandrel Shutters, hinged at the top and propped open at the bottom, can be created from 1-3/8" shutter profiles. Full length Bahama shutters convey a tropical feel. Popular as window accents, they often cover a portion of the window. Multiple substiles can be added to create spandrels.



Bahama Style True Louver Shutter



Board & Batten with Cutout

What Size Shutters Do You Need?

No matter which style of shutter you settle on, specifying the accurate size for your opening is imperative. Even if your shutters will not actually open and close, make sure you measure the shutter pocket – the area where the shutter would fit in the closed position – to maintain a functional appearance.



Rail Placement and Other Options

Shutters should mirror image the window. Rails should line up with the lock rail, transom, muntin or other architectural elements of the window.



Hardware

The hardware on your shutters plays a crucial role in their appearance. Before considering the options, you have to make a few basic decisions. Will your shutters be functional? What style is your house? What is your budget for shutters and shutter hardware?

Next, consider materials. We recommend stainless steel hardware for coastal areas and any place where high humidity and rust are a threat.

Finally, choose the style. The number of hardware styles is practically limitless, and your selection should be based predominantly on personal preference. Depending on your desired overall look, you will select from a variety of hinges, tie-backs, slidebolts, pull rings and other accessories. **Protection:** Capping helps safeguard your shutter investment. Copper capping adds elegance to your shutters.



Installation

After selecting the right shutter style and complementary hardware for your house, here are a few steps you can take to help ensure the ordering process and installation go smoothly.

First, locate suitable mounting surfaces for your shutter hinges. Second, it is important to take precise measurements of every window individually. Window sizes may vary slightly. For more details see the hardware section and exterior mounting guide.

Feel free to contact us if you have questions about taking accurate measurements.

BEYOND THE BASICS

Style & Design Variations. Finishing Options.



Design Variations

The exterior line of shutters manufactured by Southern Shutter can be customized to meet most specifications.

Style Combinations.

The combinations of shutter styles may be used across all panel and louver shutter styles. Combining louvers with panels gives the designer a truly wide selection of possible combinations. Louver styles include fixed and movable louvers in a variety of louver sizes. Panel shutters are available in raised or flat panels. Our V-Groove panel option adds a decorative touch. With many style variations, a designer can create a truly unique shutter.

Rail Placement. Rail placement allows for unique designs. We prefer to align rails with window lock rails and mullions, but there are no written rules when it comes to rail placements. Available with up to five rail placements, the design variations are endless. The two equal section layout is our most popular. Often a small section is used in three panel variation, with a small top panel or small middle panel. Three equal sections is also a popular choice. In addition to rail placement options, rail and stile widths may be modified to meet customer specifications.

Special Shapes. Curved and arch top designs are available in standard quarter arch or our craftsmen can follow a template for irregular curves such as the eye-brow, elliptical, or gothic arch. Slant or rake cut shutters are available to avoid obstructions, such as a roof line.

Copper Caps. Copper capping helps prevent rain from penetrating the top edge of the shutter. Used primarily for a decorative touch that only copper can accomplish as it ages, these caps add to the beauty and durability of your exterior shutters.

Detailed Options. Rabbiting or ship-lapping is available on all shutters; used at the point where two shutters overlap. Beaded ship-laps are also available to add a decorative detail often seen on historical buildings. Horns are offered on all shutter panels.

Decorative Trim Moulding. Decorative trim is offered in multiple profiles. On paneled styles, the trim is inlaid with the panel into the side stile. On flush stile and rail louvered shutters, trim is surface mounted framing the louvers.

Decorative Cutouts. Cutouts and carvings are offered in wide variety of designs.

Not all options are available on all shutters. Please see the accompanying price sheets for options available to your specific shutter selection.

Exterior Shutter Finishing Options

Quality shutters deserve a quality finish! Exterior shutters may be ordered from the factory in varying stages of completion.

• Option 1: Spray Primed.

Each shutter is sanded and sprayed with a quality oil-based primer. Additional light sanding is required prior to finishing.

• Option 2: Primed and Prepped.

Each shutter is sanded, primed with two coats of oil-based primer, hand sanded and sealed. Ready for finishing.

• Option 3: Primed and Finished.*

Each shutter is sanded, primed with two coats of oil-based primer and hand sanded again. The shutters are then finished with a top quality exterior paint of your choice.

* See Southern Shutter Company's Online Paint Color Palette for available color selections.

Finishing options are separate charges not included in the base shutter price.

Minimum order may be required.

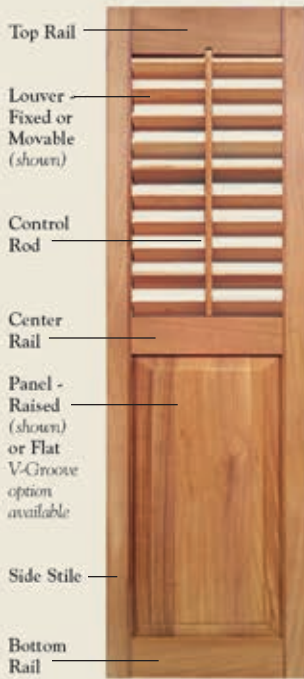
Call for quote.





GETTING STARTED

Anatomy of Mortise & Tenon Shutters. How to Measure.

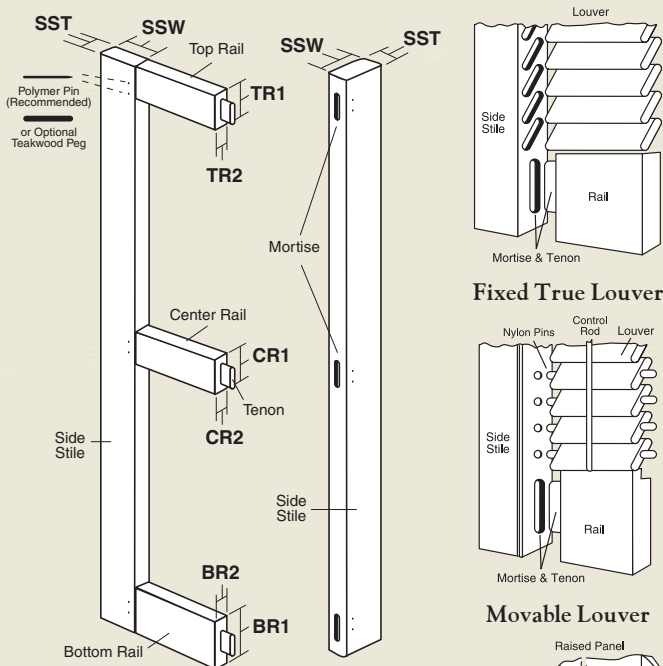


Shutter Components

The more you understand the various shutter components, the better you can recognize how truly special shutters from Southern Shutter Company are and appreciate their superior quality.

Mortise & Tenon Construction

Southern Shutter offers mortise & tenon construction. This time-honored joinery method ensures greater stability and long-lasting durability.



Mortise & Tenon Frame Construction

- SST Side Stile Thickness
- SSW Side Stile Width
- TR1 Top Rail Height
- TR2 Top Rail Depth
- CR1 Center Rail Height
- CR2 Center Rail Depth
- BR1 Bottom Rail Height
- BR2 Bottom Rail Depth

Measuring for AESTHETIC MOUNTED Shutters

To determine shutter width, measure the closed shutter pocket width and divide by two. This number will determine the width of each shutter for that window. For Bahama styles, shutter width is equal to actual shutter pocket width less 1/2 inch.

The shutter height is equal to the closed shutter pocket height.

Shutter Width (Round to nearest 1/8 inch.)
= Closed Shutter Pocket Measurement ÷ 2

Shutter Height (Round to nearest 1/8 inch.)
= Closed Shutter Pocket Height

Arched Windows (High and low height measurements required.)

Measuring for FUNCTIONAL Shutters

- Shutters closing **INSIDE** a brick or trim pocket.

The following are suggested formulas based on the proper use of Southern Shutter hardware and standard installation methods.

Identify the closed shutter pocket. Measure across the closed shutter pocket at the top and bottom of the opening and use the smallest measurement. For Bahama style shutters, see instructions below.

TRADITIONAL SHUTTER MOUNT

Shutter Width (Round down to nearest 1/8 inch.)
= Closed Shutter Pocket Measurement less 1/2" clearance ÷ 2

Shutter Height (Round down to nearest 1/8 inch.)
= Closed Shutter Pocket Height less 1/2" clearance

Arched Windows (High and low height measurements required.)

BAHAMA SHUTTER MOUNT

Shutter Width (Round down to nearest 1/8 inch.)
= Closed Shutter Pocket Measurement less 1/2 inch

Shutter Height (Round to nearest 1/8 inch.)
= Closed Shutter Pocket Height less 1/2 inch

- Shutters closing **OUTSIDE** a brick or trim pocket.

To determine shutter width, measure the window opening pocket width and divide by two. This number will determine the width of each shutter for that window. (For Bahama styles, shutter width is equal to actual window opening pocket width plus 3"; shutter height is equal to opening pocket height less 1/2".)

Shutter Width (Round to nearest 1/8 inch.)
= Window Opening Pocket Measurement ÷ 2

Shutter Height (Round to nearest 1/8 inch.)
= Window Opening Pocket Height less 1/2" for clearance

Arched Windows (High and low height measurements required.)

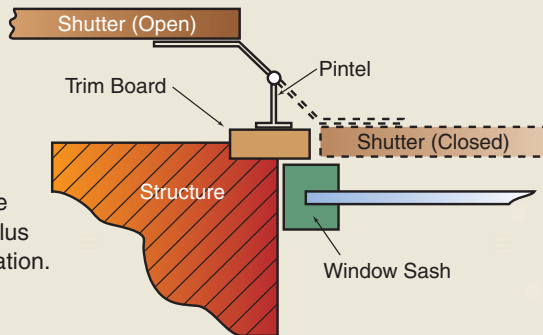
GETTING STARTED



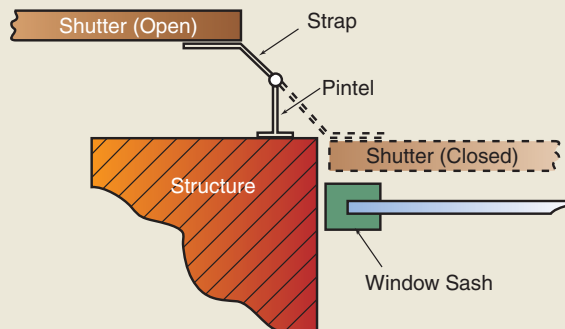
Window Anatomy. Hardware Mounting Locations.

Inside Mount

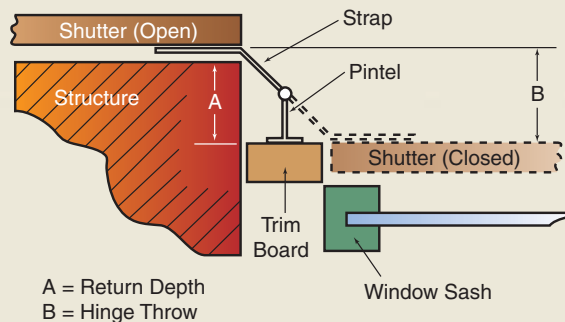
INSIDE MOUNT: TRIMMED POCKET
with wood or composite trim with appropriate depth for shutter pocket.
Note: Trim board must be as thick as the shutter, plus clearance for shutter rotation.



INSIDE MOUNT: BRICK OR MASONRY POCKET
with appropriate depth for shutter pocket.
Note: Strap and Pintel are equal allowing shutter to close flush.

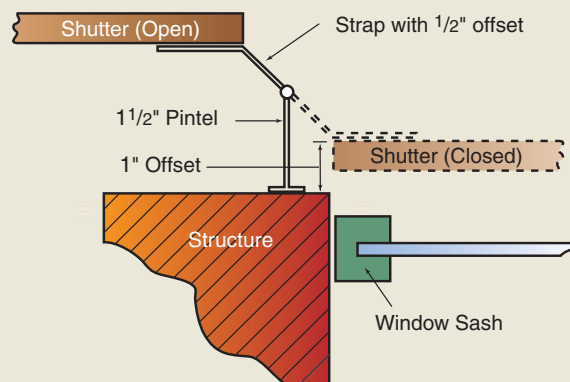


INSIDE MOUNT: RECESSED TRIM POCKET
Allowing for closure inside window trim and throwing out and around structure.



Outside Mount

OUTSIDE MOUNT: NO POCKET
with little or no depth for shutter pocket.



How to Choose Correct Shutter Mounting Hardware

Terminology

- **Shutter Pocket** - The opening into which the shutters will close.
- **Pintel** - The male part of the hinge set that attaches to the house.
- **Strap** - The female part of the hinge set that attaches to the shutter.
- **Siding Material** - The siding material that is used on the house i.e. brick, plank, stucco.
- **Return Depth** - The distance in inches, from the window sash to the outer edge of the structure (See A).
- **Pintel Offset** - The distance in inches, between the plate that screws to the house and the pin that the strap sits on.
- **Strap Offset** - The distance in inches, from the pintel pin to the inner part of the shutter.
- **Hinge Throw** - The pintel offset plus the strap offset. The distance needed for the shutter to clear the structure when in the open position (See B).

Questions that must be answered.

- What type of siding is on the house around the window? Ex. Brick, stucco, stone, plank, vinyl...
- What type of moulding (180 brickmould, 1x4 flat mold, etc.) is around the window or does the siding material butt up to the window with no trim board at all?
- What is the return depth in inches, from the outside edge of the trim board to the face of the sash itself?
- How deep is the pocket or frame the shutter will close into.
- Where will the pintel be placed?



HOW TO ORDER

• Guidelines for Completing the Exterior Shutter Order Form •

PLEASE MAKE COPIES OF THE PRICE QUOTE / ORDER FORM

Fax to (334) 264-6001 • Call: (334) 264-6158 • Email sales@southernshutter.com

CUSTOM OPTIONS

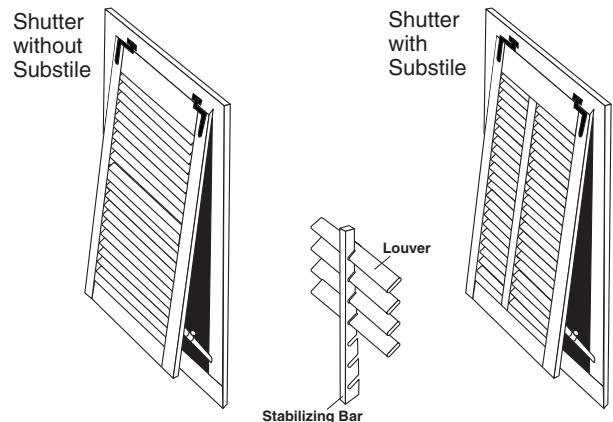
- **Rail Placement:** Distance from bottom of shutter to bottom of rail. Rails often align with window elements such as, lock rail, transoms, muntins and are, sometimes used to achieve a design independent of window layout. Two equal sections are standard.
- **Custom Options:** Southern Shutter Company can build your shutters to meet your specifications. Select from the options table listed on the price page for your specific shutter type.

SPECIAL INSTRUCTIONS

- **Arch Height:** Provide low and high point of arch or radius
- **Hardware:** Specify using codes from Exterior Hardware Catalog Page. Refer to Getting Started section of catalog for hardware specification.
- **Combination Shutter Options:** Combining louver and panel sections is a common design variation. Indicate your layout from top to bottom. (Example: Louver over panel — L/P) Use Louver Panels Codes from Order Form.


BAHAMA/SPANDREL SHUTTERS

- Sold Per Each (Bahama Width = Width of single shutter panel x 2)
Example: 48" wide Bahama = 24" pair price plus \$132.00 Bahama construction fee.
- Available in 1 3/8" *DesignLine* and **Heavy Duty** product lines.
- Movable louver shutters are limited to one substile.
- Oversize panels are best broken down into multiple sections for ease of shipping and installation, as well as appearance.
- Stabilizing bars may be used on panels with or without substiles to produce wider louver sections and prevent louver bowing.
- Additional substiles available in all fixed and paneled lines.



BOARD & BATTEN SHUTTERS

- Standard Board Gap: 1/8"
- Vertical Boards — Board width determined by overall shutter width and number of boards as specified by the customer.
- Horizontal Battens — 1" thick x 3 1/2" wide
- It is recommended that board & batten Shutters over 42" in height be constructed with 3 horizontal boards.



HOW TO ORDER

- Guidelines for Completing the Exterior Shutter Order Form •



Please follow these step-by-step guidelines in completing the enclosed Exterior Price Quote/Order Form.

PLEASE MAKE COPIES OF THE PRICE QUOTE/ORDER FORM

Fax to (334) 264-6001 • Call: (334) 264-6158 • Email sales@southernshutter.com

QUANTITY

- **Pairs:** Shutter panels are priced and sold in pairs.
- **Bahama Shutters:** Shutter panels are priced and sold per each.
Example: 48" wide Bahama = 24" pair price plus \$132.00 Bahama construction fee.

MEASURING

- **Room/Window Location** Indicate the window location.
- **Measurements**
- **Opening Width:** Window openings are not always perfectly square.
Measure the shutter pocket/opening width at the top and bottom of the window.
Record smaller dimension
- **Opening Height:** Measure the shutter pocket/opening height at the left and right sides of the window.
Record smaller dimension.
- **Shutter Width:** Allow for clearances and overlaps record panel width desired (generally less than pocket) ÷ 2.
See color catalog page "Getting Started" (T6) for specific measuring details.
- **Shutter Height:** Allow for clearance (generally off pocket length).

SPECIFYING

- **SHUTTER STYLE**
- **LOUVER OR PANEL OPTIONS**
- **1 3/8" DesignLine Fixed Louvers / Panels**
 - Traditional Fixed Louver 1 7/8", 2 1/2", 3 1/2" wide x 3/8" thick
 - European Fixed Louver 1 3/4", 2 1/4", 3 1/4" wide x 3/8" thick
 - Single or Double Sided Raised Panel or Flat Panel. V-Groove option available.
- **1 3/8" Heavy Duty Fixed or Movable Louvers / Panels**
 - Traditional Fixed 1 5/8" wide x 3/8" thick
 - Traditional Movable Louver 1 7/8", 2 1/2", 3 1/2" wide x 3/8" thick
 - Single or Double Sided Raised Panel or Flat Panel. V-Groove option available.
- **1 1/8" Standard Fixed Louvers / Panels**
 - Traditional Fixed Louver 1 3/8" wide x 1/4" thick
 - Single or Double Sided Raised Panel or Flat Panel. V-Groove option available.

FINISHING OPTIONS

- Unfinished
- Primed — light sanding recommended
- Primed & Sanded — primed; sanded and joints sealed; ready for finishing
- Primed & Finished — note color specification at bottom

See color catalog page "Beyond the Basics" for exterior finish option details.



EXTERIOR SHUTTER HARDWARE

• Mounting Hardware & Accessories •

Southern Shutter Company offers a complete line of quality hardware for any exterior application. Our hardware provides the finishing touch for your functional – as well as decorative – shutter installation.

We carry a variety of styles and finishes in our exterior line. Our L Hinges, as well as our Strap Hinges, come in several offsets. We also have S-holdbacks (shutter dogs), bullet catches and slide bolts. Most exterior hardware can be purchased in powder coated black hot-rolled steel and powder coated black stainless steel.



1. Copper Shutter Cap



2. 4" Lag Pintel



3. Plate Pintel



4. "L" Hinge



5. Strap Hinge



6. Mid-Hinge



7. Hooks & Latches
(Stainless Steel Only)




8. "S" Holdback & Latch



9. 8" Slide Bolt



10. Pull Rings (stainless steel only)
(with plate)



11. Black Hinge & Pintel Set



12. Butt Hinge with Curved Offset



13. Galvanized Hinge & Pintel Set




14. Clark-tip Gravity Cam Hinge

15. ACME Hinge with Gravity Cam



17. Bullet Catch Tie-Back (wood)



18. Bullet Catch Tie-Back (masonry)



19. Bahama Flat/Lintel Hinge



20. Bahama Shutter Buildout Hinge



16. Aesthetic Mount Kit




21. Bahama Shutter Push Rod



EXTERIOR LOUVERED SHUTTERS

DESIGN VARIATIONS


Exterior Louvered Shutters can be customized to meet most specifications. Some common applications are illustrated below. Additional charges may apply. Consult price sheets for total charges per pair.



2 Equal Sections with Eyebrow Arch & Horns




2 Equal Sections with Quarter Arch




3 Equal Sections with Half Round




2 Equal Sections with Rake Bottom



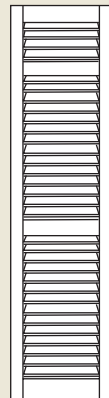
3 Equal Sections with Horns



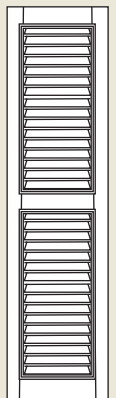
2 Section with Rail Placement




3 Equal Section Rail Placement



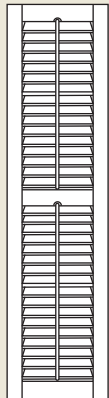
3 Section Rail Placement with Transom Top



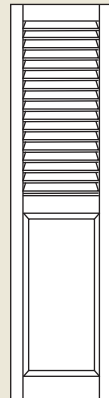
2 Equal Sections with Decorative Trim



2 Equal Sections with Copper Cap



2 Equal Sections with False Control Rods & Mouse Holes



2 Equal Sections Louver Over Raised Panel


• Custom Options •



Louver Shutter without Substile

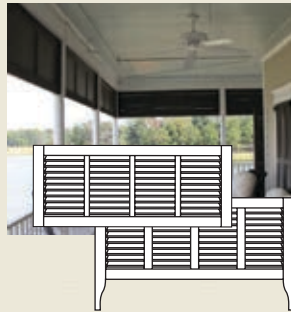


Louvered Shutter with Substile



BAHAMA STYLE SHUTTER HANGING OPTIONS

Bahama shutters are mounted from the top of the window rather than the side. Shutters over 32" wide require a substile to help protect against warping of the louvers.




LOUVERED SPANDRELS

Through the years the term spandrel has come to refer to a short, wide panel filling the space between two similar objects on a building. For example, a spandrel could be used between columns on a porch or as decorative balcony railings.




WESTERN RED CEDAR

Western Red Cedar has been our choice material for over 50 years. Naturally decay resistant, light weight, straight and it has the lowest expansion ratio of any species. The tight grain of old growth Western Red Cedar is unmatched for stability.



ADDITIONAL WOOD SPECIES

Exterior wood shutters are also offered in a variety of other wood species, including Spanish Cedar, Cypress and African Mahogany.



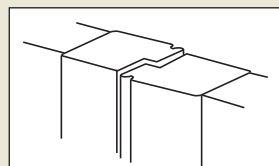
DECORATIVE TRIM MOULDING

Southern Shutter offers decorative trim moulding that can be surface-mounted to any of our *flush sanded* exterior louvered shutters. See trim profiles on the back of the price pages.



COPPER SHUTTER CAPS

Copper Caps are functional and attractive. These caps are used primarily as a decorative touch that only copper can accomplish with age. Copper Caps are shipped loose and should be applied after finishing with an exterior grade construction adhesive.



SHIPLAPPED CONSTRUCTION

Shiplapping is available on all shutter designs, used at the point where two shutters overlap. (Beaded shiplap shown.)

EXTERIOR LOUVERED SHUTTERS

• *DesignLine, Heavy Duty & Standard Shutters* •



1 3/8" DesignLine
Flush Stile & Rail
Shutters with 1 7/8"
Traditional Louvers



1 3/8" DesignLine
Flush Stile & Rail
Shutters with 2 1/4"
European Louvers



1 3/8" DesignLine
Flush Stile & Rail
Shutters with 2 1/2"
Traditional Louvers



1 3/8" DesignLine
Flush Stile & Rail
Shutters with 3 1/2"
Traditional Louvers



1 3/8" Heavy Duty
Recessed Stile & Rail
Fixed Louver Over
Raised Panel Shutter



1 3/8" Heavy Duty
Recessed Stile & Rail
Fixed Louver Shutter with
Traditional Louvers



1 3/8" Heavy Duty
Recessed Stile & Rail
Fixed Louver Shutter
Solid Arch Top



1 1/8" Standard
Flush Stile & Rail
Fixed Louver Shutter
with Bottom Horns



1 1/8" Standard
Flush Stile & Rail
Fixed Louver Shutter
with Standard Arch Top



1 3/8" Heavy Duty
Recessed Stile & Rail
Movable Louver
Shutters with
1 7/8" Louvers



1 3/8" Heavy Duty
Recessed Stile & Rail
Movable Louver
Shutters with
2 1/2" Louvers



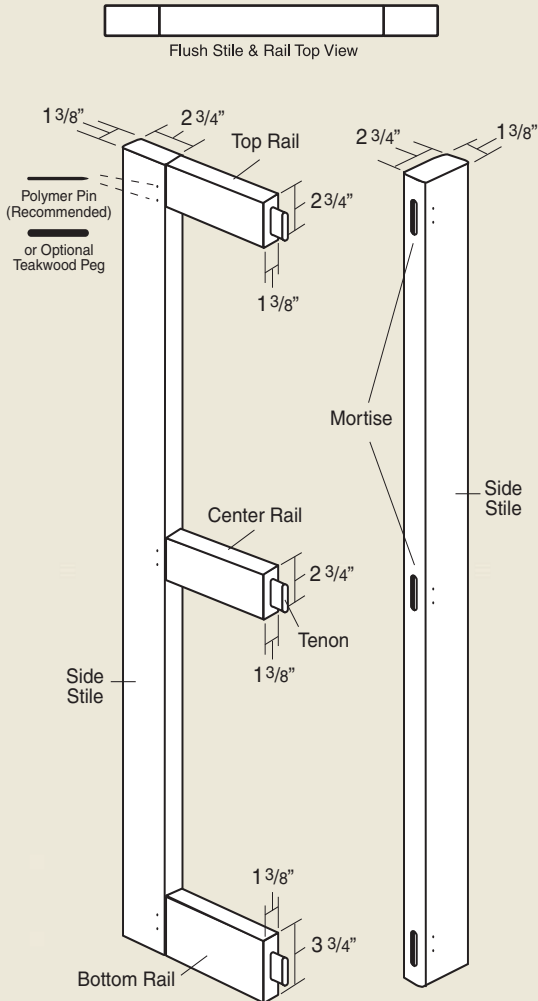
1 3/8" Heavy Duty
Recessed Stile & Rail
Movable Louver
Shutters with
3 1/2" Louvers



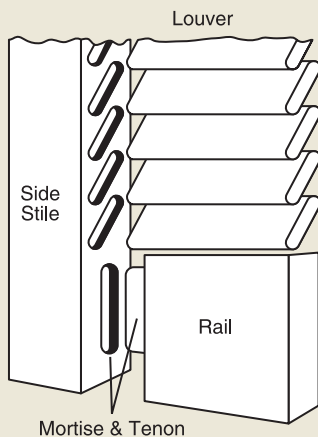
EXTERIOR Designline FIXED LOUVER

• 1 3/8" Flush Stile & Rail Shutters with Variable Louvers •

1 3/8" FLUSH STILE & RAIL FRAME CONSTRUCTION



MORTISE & TENON CONSTRUCTION



SPECIFICATIONS

Side Stiles:	2 3/4"	x	1 3/8"
Top Rail:	2 3/4"	x	1 3/8"
Center Rail:	2 3/4"	x	1 3/8"
Bottom Rail:	3 3/4"	x	1 3/8"
Louver Thickness:	3/8"		3/8"

* See below

Louver Widths:

Shutter frame thickness modification to 1 5/8" available.

Designline LOUVER OPTIONS




Traditional Louver Profile

Thickness: 3/8"
Widths: 1 7/8",
2 1/2" or 3 1/2"




European Louver Profile

Thickness: 3/8"
Width: 1 3/4",
2 1/4" or 3 1/4"




WESTERN RED CEDAR

Western Red Cedar has been our choice material for over 50 years. Naturally decay resistant, light weight, straight and it has the lowest expansion ratio of any species. The tight grain of old growth Western Red Cedar is unmatched for stability.



ADDITIONAL WOOD SPECIES Exterior wood shutters are also offered in a variety of other wood species, including Spanish Cedar, Cypress and African Mahogany.



DECORATIVE TRIM MOULDING

Southern Shutter offers decorative trim moulding that can be surface-mounted to any of our *flush sanded* exterior louvered shutters. See trim profiles on the back of the price page.

EXTERIOR FINISHING OPTIONS

Finishing options are separate charges not included in the base shutter price. Minimum order may be required. Call for quote.

- **Option 1: Spray Primed.** Each shutter is sanded and sprayed with a quality oil-based primer. Additional light sanding is required prior to finishing.
- **Option 2: Primed and Prepped.** Each shutter is sanded, primed with two coats of oil-based primer, hand sanded and sealed. Ready for finishing.
- **Option 3: Primed and Finished.* Ready for Installation.**

Each shutter is sanded, primed with two coats of oil-based primer and handed sanded again. The shutters are then finished with a top quality exterior paint.

* See Southern Shutter Company's Online Paint Color Palette for available color selections.



EXTERIOR DesignLine FIXED LOUVER



• 1 3/8" Flush Stile & Rail Shutters with Variable Louvers •




1 7/8" x 3/8"
Traditional Louver
DesignLine Flush Stile &
Rail Shutter



2 1/4" x 3/8"
European Louver
DesignLine Flush Stile
& Rail Shutter



2 1/2" x 3/8" Louver
Traditional Louver
DesignLine Flush Stile &
Rail Shutter



3 1/2" x 3/8" Louver
Traditional Louver
DesignLine Flush Stile &
Rail Shutter



DesignLine Flush Stile & Rail Louver Spandrel



2 Section
Flush Stile & Rail
European Louver
Over Raised Panel
Shutter

Available Custom Options

* See Price Pages for additional charges

- Additional Wood Species
- Copper Capping
- Shutter Frame Thickness Modification
- Rail Width Modification
- Stile Width Modification
- Ship Lap - 1/4", 3/8", 1/2"
- Ship Lap with 3/8" Bead - 1/4", 3/8", 1/2"
- Trim Moulding - (Surface Mount Only)
- Horns - 3/4", 1"
- 3 Section Layout
- 4 Section Layout
- Basic Curve or Rake
- Solid Rail Arch Top -(Maximum Drop 6")
- Half Circle Arch Top
- Stabilizing Bar - (specify louver direction)
- Mouse Holes - (specify louver direction)
- False Control Rods - (specify louver direction)
- Mortise Shutters for Hinges
- Louver / Panel Combination



Flush
Stile &
Rail
Louver
Bahama
Style
Shutter

DesignLine Flush Stile & Rail Louvered Shutters may be ordered with traditional or European louver profiles. Select from configurations pictured here or illustrated on the back of the price pages for your specific shutter. Shutters may also be built to customer specification. Call for quote.





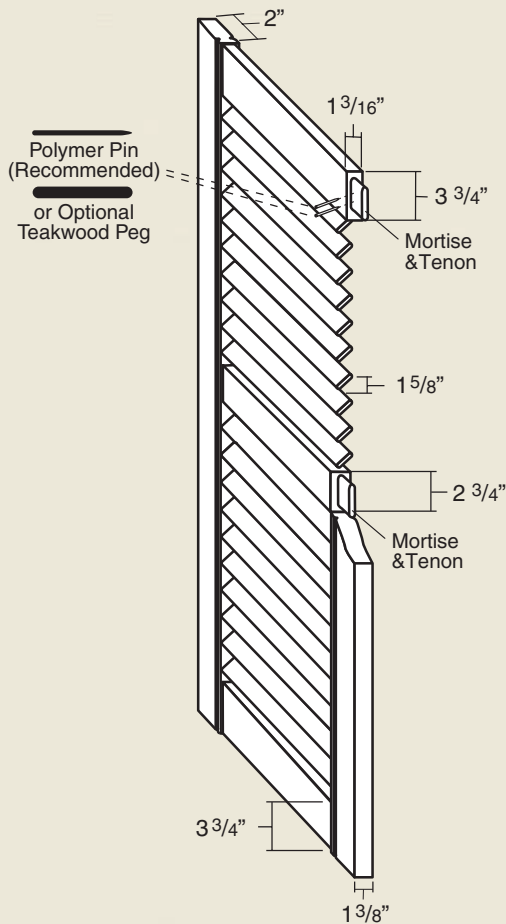
EXTERIOR HEAVY DUTY FIXED LOUVER

• 1 3/8" Recessed Stile & Rail Shutters with 3/8" x 1 5/8" Louvers •

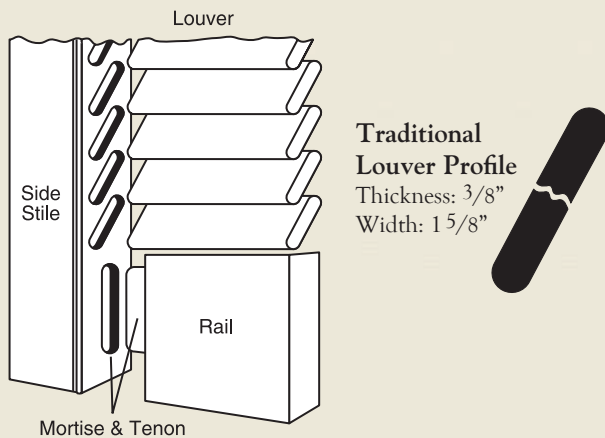
1 3/8" RECESSED STILE & RAIL FRAME CONSTRUCTION



Recessed Stile & Rail Top View



MORTISE & TENON CONSTRUCTION




SPECIFICATIONS

Side Stiles:	2"	x	1 3/8"
Top Rail:	3 3/4"	x	1 3/16"
Center Rail:	2 3/4"	x	1 3/16"
Bottom Rail:	3 3/4"	x	1 3/16"
Louver:	3/8"	x	1 5/8"



WESTERN RED CEDAR

Western Red Cedar has been our choice material for over 50 years. Naturally decay resistant, light weight, straight and it has the lowest expansion ratio of any species. The tight grain of old growth Western Red Cedar is unmatched for stability.



ADDITIONAL WOOD SPECIES

are also offered, including Spanish Cedar, Cypress and African Mahogany.



CUSTOM OPTIONS

Exterior Louvered Shutters manufactured by Southern Shutter can be customized to meet most customer specifications. Some common applications are shown on the front of this page. Other options are illustrated on the back of the price page.

For additional options call (334) 264-6158 or visit our website www.southernshutter.com.

*Additional charges to the price of shutters apply.
Consult price sheets for total charges per pair.*

EXTERIOR FINISHING OPTIONS

Finishing options are separate charges not included in the base shutter price. Minimum order may be required. Call for quote.

- **Option 1: Spray Primed.** Each shutter is sanded and sprayed with a quality oil-based primer. Additional light sanding is required prior to finishing.
- **Option 2: Primed and Prepped.** Each shutter is sanded, primed with two coats of oil-based primer, hand sanded and sealed. Ready for finishing.
- **Option 3: Primed and Finished.* Ready for Installation.** Each shutter is sanded, primed with two coats of oil-based primer and handed sanded again. The shutters are then finished with a top quality exterior paint.



** See Southern Shutter Company's Online Paint Color Palette for available color selections.*

EXTERIOR HEAVY DUTY FIXED LOUVER



• 1 3/8" Recessed Stile & Rail Shutters with 3/8" x 1 5/8" Louvers •



Heavy Duty Recessed Stile & Rail Fixed Louver Shutter



2 Section Recessed Stile & Rail Fixed Louver with Quarter Round Arch Top



Heavy Duty Fixed Louver Spandrel (Flush-sanded)



2 Section Recessed Stile & Rail Fixed Louver Over Raised Panel Shutter

Available Custom Options

* See Price Pages for additional charges

- Additional Wood Species
- Copper Capping
- Rail Width Modification
- Stile Width Modification
- Ship Lap - 1/4", 3/8", 1/2"
- Ship Lap with 3/8" Bead - 1/4", 3/8", 1/2"
- Flush Sanded *(Required for Trim Moulding)
- Trim Moulding (Surface Mount Only)*
- Horns - 3/4", 1"
- 3 Section Layout
- 4 Section Layout
- Basic Curve or Rake
- Solid Rail Arch Top (Maximum Drop 6")
- Half Circle Arch Top
- Stabilizing Bar - (specify louver direction)
- Mouse Holes - (specify louver direction)
- False Control Rods - (specify louver direction)
- Mortise Shutters for Hinges
- Louver / Panel Combination



1 3/8" Heavy Duty Louver Bahama Style Shutter (Flush-sanded)



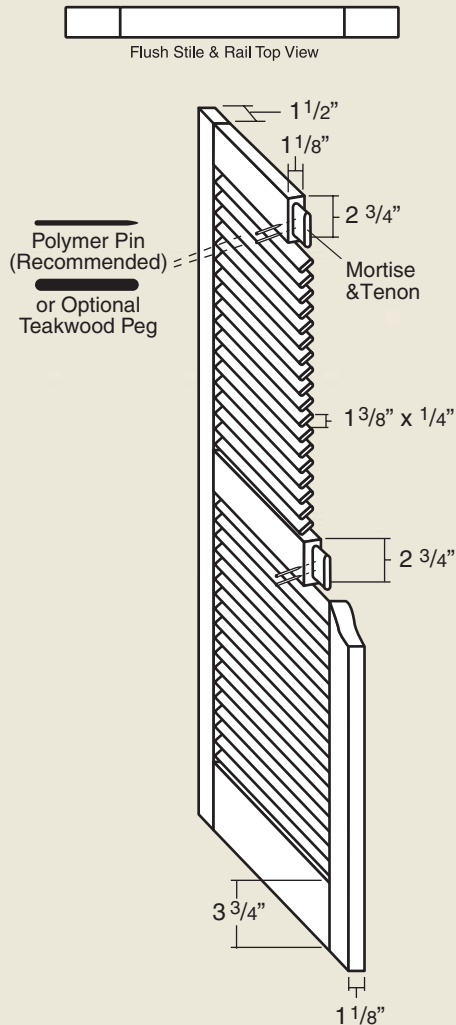
Heavy Duty Recessed Stile & Rail Louvered Shutters may be ordered in custom configurations pictured here, illustrated on the back of the Louvered Shutter tab or created and built to your specifications. For more information call (334) 264-6158 or visit our website www.southernshutter.com.



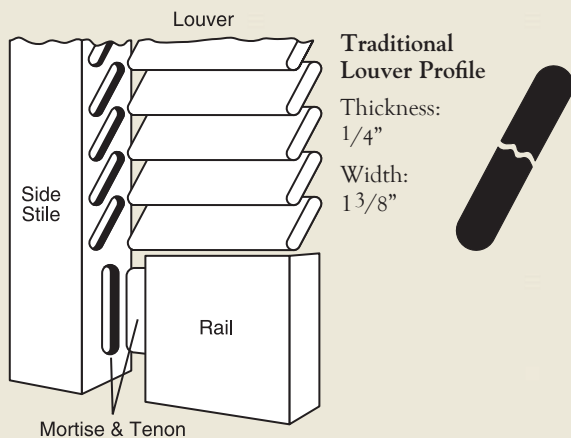
EXTERIOR STANDARD DUTY FIXED LOUVER

• 1 1/8" Flush Stile & Rail Shutters with 1/4" x 1 3/8" Louvers •

1 1/8" FLUSH STILE & RAIL FRAME CONSTRUCTION




MORTISE & TENON CONSTRUCTION




SPECIFICATIONS

Side Stiles:	1 1/2" x 1 1/8"
Top Rail:	2 3/4" x 1 1/8"
Center Rail:	2 3/4" x 1 1/8"
Bottom Rail:	3 3/4" x 1 1/8"
Louver:	1/4" x 1 3/8"




DECORATIVE TRIM MOULDING

Southern Shutter offers decorative trim moulding that can be surface-mounted to any of our *flush sanded* exterior louvered shutters.



WESTERN RED CEDAR

Western Red Cedar has been our choice material for over 50 years. Naturally decay resistant, light weight, straight and it has the lowest expansion ratio of any species. The tight grain of old growth Western Red Cedar is unmatched for stability.



CUSTOM OPTIONS

Exterior Louvered Shutters can be customized to meet most customer specifications. Some common applications are shown on the front of this page.

For additional options call (334) 264-6158 or visit our website www.southernshutter.com.

Additional charges may apply.

Consult price sheets for total charges per pair.

EXTERIOR FINISHING OPTIONS

Finishing options are separate charges not included in the base shutter price.

Minimum order may be required.

Call for quote.

- **Option 1: Spray Primed.** Each shutter is sanded and sprayed with a quality oil-based primer. Additional light sanding is required prior to finishing.
- **Option 2: Primed and Prepped.** Each shutter is sanded, primed with two coats of oil-based primer, hand sanded and sealed. Ready for finishing.
- **Option 3: Primed and Finished.* Ready for Installation.** Each shutter is sanded, primed with two coats of oil-based primer and handed sanded again. The shutters are then finished with a top quality exterior paint.

* See Southern Shutter Company's Online Paint Color Palette for available color selections.



EXTERIOR STANDARD DUTY FIXED LOUVER



- 1 1/8" Flush Stile & Rail Shutters with 1/4" x 1 3/8" Louvers •



Standard Flush Stile
& Rail Louver Shutter
with 2 Equal Sections



2 Section
Flush Stile & Rail
Louver Shutter with
False Control Rods
and Mouse Holes



2 Section
Flush Stile & Rail
Louver Shutter with
Quarter Round Arch
Top



2 Section
Flush Stile & Rail
Fixed Louver Over
Raised Panel Shutter

Available Custom Options

* See Price Pages for additional charges

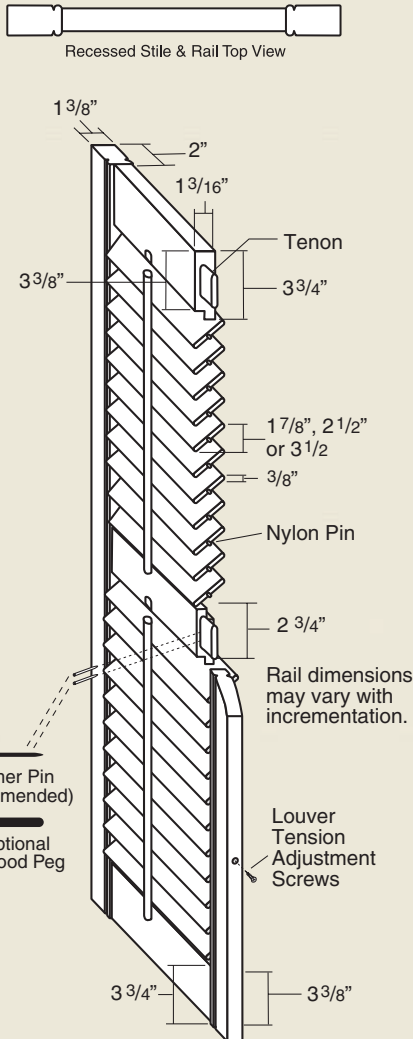
- Copper Capping
- Rail Width Modification
- Stile Width Modification
- Ship Lap - 1/4", 3/8", 1/2"
- Ship Lap with 3/8" Bead - 1/4", 3/8", 1/2"
- Trim Moulding - (Surface Mount Only)
- Horns - 3/4", 1"
- 3 Section Layout
- 4 Section Layout
- Basic Curve or Rake
- Solid Rail Arch Top (Maximum Drop 6")
- Half Circle Arch Top
- Mouse Holes - (specify louver direction)
- False Control Rods - (specify louver direction)
- Mortise Shutters for Hinges
- Louver / Panel Combination



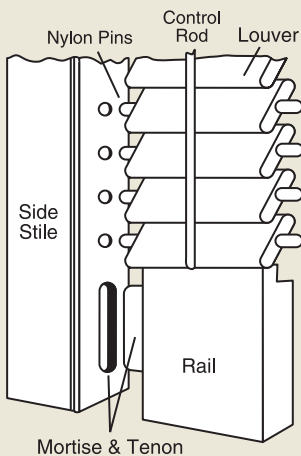
EXTERIOR HEAVY DUTY MOVABLE LOUVER

• 1 3/8" Recessed Stile & Rail Shutters with Variable Louvers •

1 3/8" RECESSED STILE & RAIL FRAME CONSTRUCTION



MORTISE & TENON CONSTRUCTION




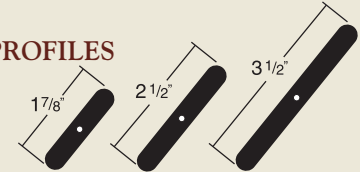
SPECIFICATIONS

Side Stiles:	2"	x	1 3/8"
Top Rail:	3 3/4"	x	1 3/16"
Center Rail:	2 3/4"	x	1 3/16"
Bottom Rail:	3 3/4"	x	1 3/8"
Louver:	1/4"	x	1 3/16"

Actual rail dimensions may vary due to incrementation.


TRADITIONAL LOUVER PROFILES

Thickness: 3/8"
Widths: 1 7/8", 2 1/2", or 3 1/2"



WESTERN RED CEDAR

Western Red Cedar has been our choice material for over 50 years. Naturally decay resistant, light weight, straight and it has the lowest expansion ratio of any species. The tight grain of old growth Western Red Cedar is unmatched for stability.



ADDITIONAL WOOD SPECIES are also offered, including Spanish Cedar, Cypress and African Mahogany.



CUSTOM OPTIONS

Exterior Louvered Shutters can be customized to meet most customer specifications. Some common applications are shown on the front of this page. Other options are illustrated on the back of the price page. For additional options call 334-264-6158 or visit our website www.southernshutter.com. Additional charges may apply. Consult price sheets for total charges per pair.

EXTERIOR FINISHING OPTIONS

Finishing options are separate charges not included in the base shutter price. Minimum order may be required. Call for quote.

- **Option 1: Spray Primed.** Each shutter is sanded and sprayed with a quality oil-based primer. Additional light sanding is required prior to finishing.
- **Option 2: Primed and Prepped.** Each shutter is sanded, primed with two coats of oil-based primer, hand sanded and sealed. Ready for finishing.
- **Option 3: Primed and Finished.* Ready for Installation.** Each shutter is sanded, primed with two coats of oil-based primer and handed sanded again. The shutters are then finished with a top quality exterior paint.

* See Southern Shutter Company's Online Paint Color Palette for available color selections.



EXTERIOR HEAVY DUTY MOVABLE LOUVER




• 1 3/8" Recessed Stile & Rail Shutters with Variable Louvers •



1 7/8" x 3/8"
Movable Louver
Recessed Stile & Rail
Shutter



2 1/2" x 3/8"
Movable Louver
Recessed Stile & Rail
Shutter



2 Section Recessed
Stile & Rail Movable Louver
Over Raised Panel Shutter



2 Section Recessed Stile
& Rail Movable Louver
Shutter with
Quarter Arch Top


Available Custom Options

* See Price Pages for additional charges

- Additional Wood Species
- Copper Capping
- Rail Width Modification
- Stile Width Modification
- Ship Lap - 1/4", 3/8"
- Ship Lap with 3/8" Bead - 1/4", 3/8"
- Flush Sanded *(Required for Trim Moulding)
- Trim Moulding (Surface Mount Only)*
- Horns - 3/4" , 1"
- 3 Section Layout
- 4 Section Layout
- Basic Curve or Rake
- Solid Rail Arch Top - (Maximum Drop 6")
- Half Circle Arch Top
- Louver / Panel Combination



Recessed Stile & Rail Movable Louver Spandrel



Recessed
Stile & Rail
Movable
Louver
Bahama Style
Shutter

(One substile
only on Bahama
and Spandrel
shutters)


Heavy Duty Recessed Stile & Rail Movable Louver Shutters may be ordered in custom configurations pictured here, illustrated on the back of the Louvered Shutter tab or created and built to your specifications. For more information call (334) 264-6158 or visit our website www.southernshutter.com.



EXTERIOR SHUTTERS PANEL OPTIONS

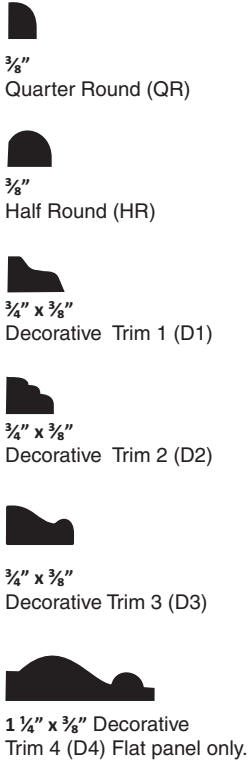
• Panel Profiles and Decorative Trim Options •

PANEL PROFILES



STOCK TRIM PROFILES

Trim designs may be inset with any panel profile except D4 which is available on flat panels only.



Note: Custom panel and trim profiles are available upon request. Call for quote.

PANEL PROFILES WITH TRIM MOULDING

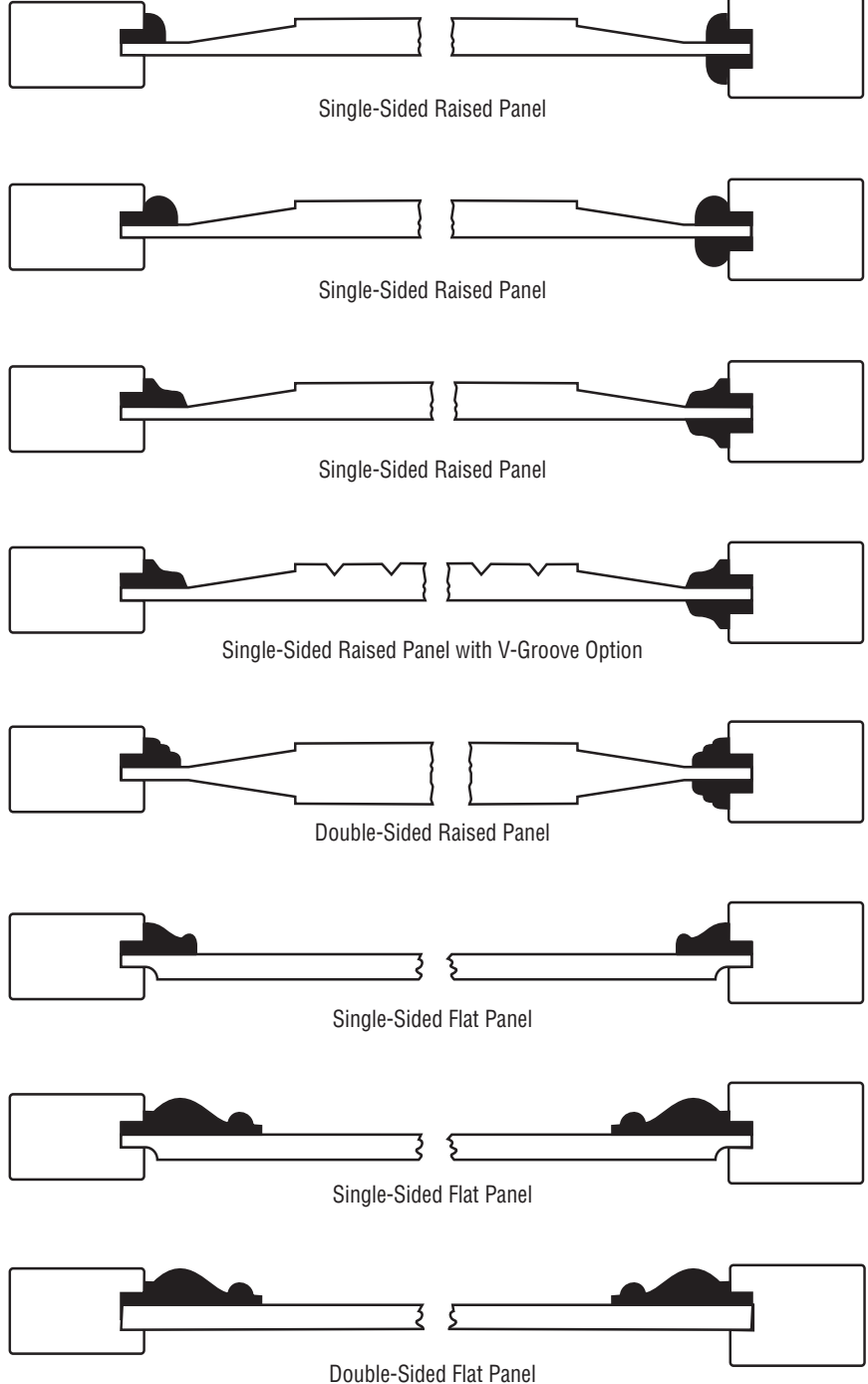
Single-Sided
Trim Application

1 1/8" Standard Stile: Inset trim available one side only
Trim designs may be inset with any panel profile except D4, which is available on flat panels only.

Double-Sided
Trim Application

Standard
1-1/8" Stile

DesignLine
1-3/8" Stile



EXTERIOR SHUTTERS DECORATIVE CUTOUTS




• Cutout Design Examples •


Cutouts and carvings are offered in a wide variety of standard designs. Below are some commonly ordered designs. Contact Southern Shutter or visit our website for additional designs. Cutout patterns designed by our customers are also welcomed. Custom CAD work offered for custom designs, for an Additional Fee.




Acorn (C1)




Anchor (C2)




Candlestick (C3)




Spanish Cross (C4)



Diamond (C5)



Dove (C6)




Fleur-de-Lis (C7)




Heart (C8)




Pineapple (C9)




Crescent Moon (C10)




Squirrel (C11)



Swiss Cross (C12)




Tulip (C13)



Ornamental (C14)



Cedar Tree (C15)



Clover (C16)

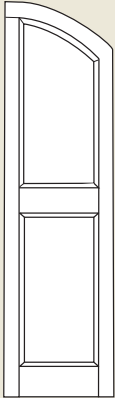


EXTERIOR PANELED SHUTTERS

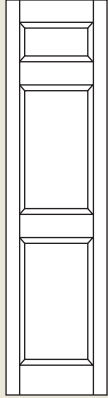
• *Designline, Heavy Duty & Standard Shutters* •

DESIGN VARIATIONS

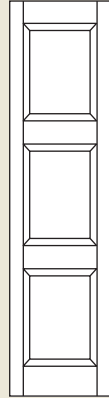
Exterior Paneled Shutters can be customized to meet most specifications. Some common applications are illustrated below. Additional charges may apply. Consult price sheets for total charges per pair.



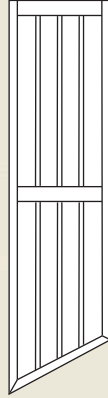
2 Equal Section
Raised Panel
Shutter with
Eyebrow Arch



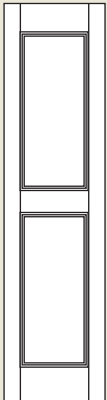
3 Section Raised
Panel with Small
Transom Top
Section



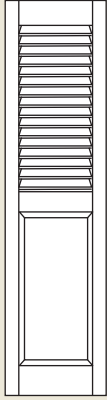
Raised Panel
Rail Placement
3 Equal Sections



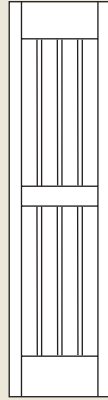
2 Equal Section
V-Groove Flat
Offset Panel with
Rake Bottom



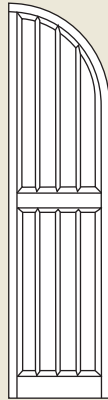
Heavy Duty
Flat Panel
Shutter with
Decorative Trim



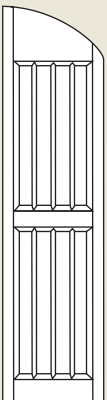
2 Equal Section
Combination
Fixed Louver/
Raised Panel



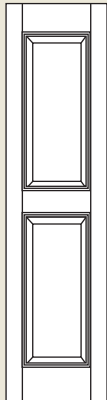
V-Groove Flat
Offset Panel with
Wide Top &
Bottom Rails



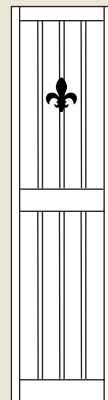
2 Equal Section
V-Groove Raised
Panel with
Standard Arch



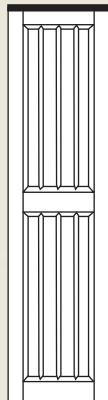
2 Section
V-Groove Raised
Panel with
Solid Arch Top



2 Section
Raised Panel
Shutter with
Decorative Trim



2 Section
V-Groove Flat
Offset Panel with
Decorative Cutout




2 Section
V-Groove Raised
Panel with
Copper Cap Top



PANELED SPANDRELS

Through the years the term spandrel has come to refer to a short, wide panel filling the space between two similar objects on a building. For example, a spandrel could be used between columns on a porch to block excessive sunlight or under balcony railings as a decorative accent.



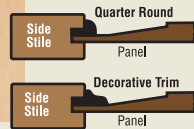
PANEL OPTIONS

Exterior paneled shutters may be ordered with single-sided or double-sided raised panels. Single-sided or double-sided flat panels are also available. Optional V-Grooves may be incorporated in either raised and flat panels.




TRIM MOULDING ADDS BEAUTY

A variety of decorative trim moulding profiles help you create a unique shutter design. Paneled trim mouldings are inset-mounted. *See trim profiles on the Panel Options page.*




DECORATIVE CUTOUTS

Cutouts and carvings are offered in a wide variety of standard designs. Given our expanded CNC capabilities, cutout patterns designed by our customers are also welcomed. Call for price quote.




WESTERN RED CEDAR

Western Red Cedar has been our choice material for over 50 years. Naturally decay resistant, light weight, straight and it has the lowest expansion ratio of any species. The tight grain of old growth Western Red Cedar is unmatched for stability.



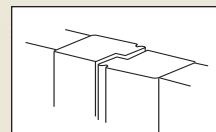
ADDITIONAL WOOD SPECIES

Exterior wood shutters are also offered in a variety of other wood species, including Spanish Cedar, and African Mahogany.



COPPER SHUTTER CAPS

Copper Caps are functional and attractive. These caps are used primarily as a decorative touch that only copper can accomplish with age. Copper Caps are shipped loose and should be applied after finishing with an exterior grade construction adhesive.



SHIPLAPPED CONSTRUCTION

Shiplapping is available on all shutter designs, used at the point where two shutters overlap. *(Beaded shiplap shown.)*

EXTERIOR PANELED SHUTTERS

• *DesignLine*, Heavy Duty & Standard Shutters •



DesignLine
Flush Stile & Rail
Raised Panel
Shutter



DesignLine
Flush Stile & Rail
V-Groove Raised Panel
Shutter



DesignLine
Flush Stile & Rail
V-Groove Flat Offset
Panel Shutter




DesignLine
Flush Stile & Rail
Raised Panel Shutter
with Decorative Trim



Heavy Duty Recessed
Stile & Rail
Raised Panel Shutter;
With V-Groove Option



Heavy Duty Recessed
Stile & Rail
Raised Panel Shutter
Quarter Round Arch



Heavy Duty Recessed
Stile & Rail
Combination
True Louver Over
Raised Panel Shutter



1 3/8" Flush
Stile & Rail
Raised Panel Shutter
with Solid Arch Rail
Max Drop 6"



1 3/8" Flush
Stile & Rail
3 Section Small Middle
Raised Panel Shutter



Standard Duty
Stile & Rail
Flat Panel Shutter



1 3/8" Flush
Stile & Rail
V-Groove Flat Offset
Panel



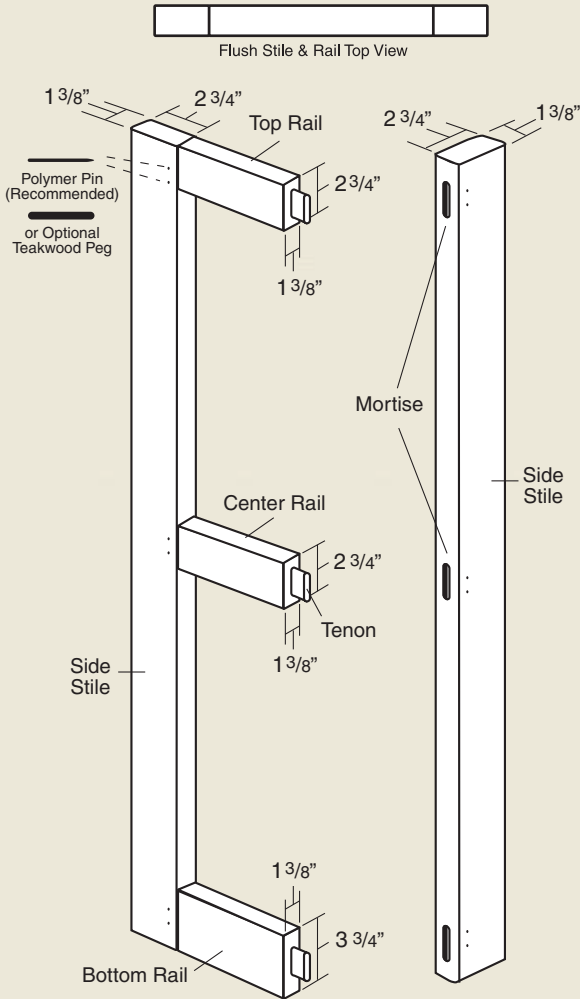
1 3/8" Flush
Stile & Rail
Raised Panel
with Decorative Cutout



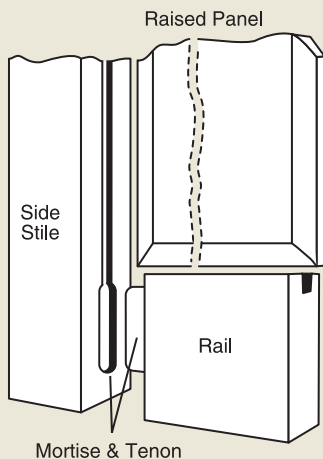
EXTERIOR Designline RAISED PANEL

• 1 3/8" Flush Stile & Rail Shutters with Variable Panels •


1 3/8" FLUSH STILE & RAIL FRAME CONSTRUCTION



MORTISE & TENON CONSTRUCTION



PANEL OPTIONS



SPECIFICATIONS


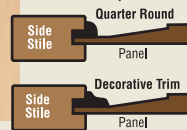
Side Stiles:	2 3/4"	x	1 3/8"
Top Rail:	2 3/4"	x	1 3/8"
Center Rail:	2 3/4"	x	1 3/8"
Bottom Rail:	3 3/4"	x	1 3/8"
Singled-sided Panel Thickness:			5/8"
Double-sided Panel Thickness:			3/4"
V-Groove Width:			1/2"

Shutter frame thickness modification to 1 5/8" available.




TRIM MOULDING ADDS BEAUTY

A variety of decorative trim moulding profiles help you create a unique shutter design. Paneled trim mouldings are inset-mounted. See trim profiles on the Panel Options page.



WESTERN RED CEDAR

Western Red Cedar has been our choice material for over 50 years. Naturally decay resistant, light weight, straight and it has the lowest expansion ratio of any species. The tight grain of old growth Western Red Cedar is unmatched for stability.



ADDITIONAL WOOD SPECIES are also offered, including Spanish Cedar, and African Mahogany.



DECORATIVE CUTOUTS

Cutouts and carvings are offered in a wide variety of standard designs. Given our expanded CNC capabilities, cutout patterns designed by our customers are also welcomed. Call for price quote.

EXTERIOR FINISHING OPTIONS

Finishing options are separate charges not included in the base shutter price. Minimum order may be required. Call for quote.

- **Option 1: Spray Primed.** Each shutter is sanded and sprayed with a quality oil-based primer. Additional light sanding is required prior to finishing.
- **Option 2: Primed and Prepped.** Each shutter is sanded, primed with two coats of oil-based primer, hand sanded and sealed. Ready for finishing.
- **Option 3: Primed and Finished.* Ready for Installation.** Each shutter is sanded, primed with two coats of oil-based primer and handed sanded again. The shutters are then finished with a top quality exterior paint. .

* See Southern Shutter Company's Online Paint Color Palette for available color selections.



EXTERIOR DesignLine RAISED PANEL

• 1 3/8" Flush Stile & Rail Shutters with Variable Panels •



1 3/8" DesignLine
Flush Stile & Rail
Raised Panel Shutter
2 Equal Sections



1 3/8" DesignLine
Flush Stile & Rail
V-Groove Raised
Panel Shutter



1 3/8" DesignLine
Flush Stile & Rail
V-Groove Flat Offset
Panel Shutter



1 3/8" DesignLine Flush
Stile & Rail
Flat Panel
Shutter with
2 Equal Sections



1 3/8" DesignLine
Flush Stile & Rail
Raised Panel Shutter
with 3 Section &
Small Middle panel



1 3/8" DesignLine Flush
Stile & Rail Raised Panel
Shutter with 2 Equal
Sections and Decorative
Cutout

Available Custom Options

* See Price Pages for additional charges

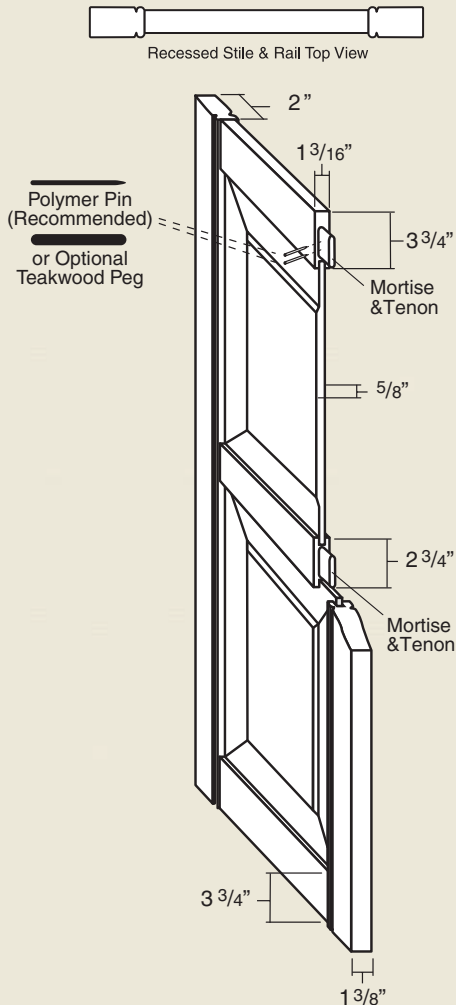
- Additional Wood Species
- Copper Capping
- Shutter Frame Thickness Modification
- Rail Width Modification
- Stile Width Modification
- Ship Lap - 1/4", 3/8", 1/2"
- Ship Lap with 3/8" Bead - 1/4", 3/8", 1/2"
- Trim Moulding
- Horns - 3/4", 1"
- 3 Section Layout
- 4 Section Layout
- Basic Curve or Rake
- Solid Rail Arch Top - (Maximum Drop 6")
- Half Circle Arch Top
- Panel Options
- Louver / Panel Combination
- Single-Sided Raised or Double Sided Flat Panel
- Double Sided Raised Panel
- V-Groove Raised or V-Groove Flat Offset Panel
- Standard Design Decorative Cutout
- Custom Design Decorative Cutout



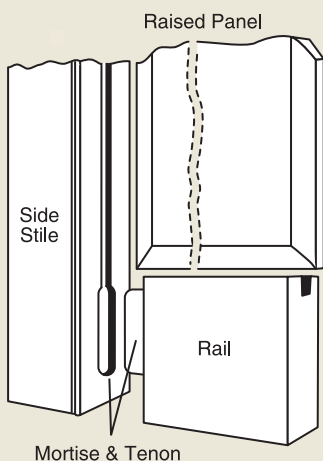
EXTERIOR HEAVY DUTY RAISED PANEL

• 1 3/8" Recessed Stile & Rail Shutters with Variable Panels •


1 3/8" RECESSED STILE & RAIL FRAME CONSTRUCTION



MORTISE & TENON CONSTRUCTION



PANEL OPTIONS




SPECIFICATIONS

Side Stiles:	2" x 1 3/8"
Top Rail:	3 3/4" x 1 3/16"
Center Rail:	2 3/4" x 1 3/16"
Bottom Rail:	3 3/4" x 1 3/16"
Singled-sided Panel Thickness:	5/8"
Double-sided Panel Thickness:	3/4"
V-Groove Width:	1/2"




DECORATIVE CUTOUTS

Cutouts and carvings are offered in a wide variety of standard designs. Given our expanded CNC capabilities, cutout patterns designed by our customers are also welcomed. Call for price quote.



WESTERN RED CEDAR

Western Red Cedar has been our choice material for over 45 years. Naturally decay resistant, light weight, straight and it has the lowest expansion ratio of any species. The tight grain of old growth Western Red Cedar is unmatched for stability.



ADDITIONAL WOOD SPECIES

are also offered, including Spanish Cedar, and African Mahogany.



CUSTOM OPTIONS

Exterior Paneled Shutters can be customized to meet most customer specifications. For additional options call 334-264-6158 or visit our website www.southernshutter.com. Additional charges to the price of shutters apply. Consult price sheets for total charges per pair.

EXTERIOR FINISHING OPTIONS

Finishing options are separate charges not included in the base shutter price. Minimum order may be required. Call for quote.

- **Option 1: Spray Primed.** Each shutter is sanded and sprayed with a quality oil-based primer. Additional light sanding is required prior to finishing.
- **Option 2: Primed and Prepped.** Each shutter is sanded, primed with two coats of oil-based primer, hand sanded and sealed. Ready for finishing.
- **Option 3: Primed and Finished.* Ready for Installation.** Each shutter is sanded, primed with two coats of oil-based primer and handed sanded again. The shutters are then finished with a top quality exterior paint.



* See Southern Shutter Company's Online Paint Color Palette for available color selections.


EXTERIOR HEAVY DUTY RAISED PANEL



• 1 3/8" Recessed Stile & Rail Shutters with Variable Panels •



1 3/8" Heavy Duty Recessed Stile & Rail Raised Panel Shutter 2 Equal Sections



1 3/8" Heavy Duty Recessed Stile & Rail Movable Louver over Raised Panel Shutter



1 3/8" Heavy Duty Recessed Stile & Rail Raised Panel Shutter with Decorative Cutout



1 3/8" Heavy Duty Recessed Stile & Rail V-Groove Raised Panel Shutter 2 Equal Sections



1 3/8" Heavy Duty Recessed Stile & Rail V-Groove Flat Offset Panel Shutter with 2 Equal Sections



1 3/8" Heavy Duty Recessed Stile & Rail Raised Panel Shutter 2 Equal Sections Quarter Arch Top

Available Custom Options

* See Price Pages for additional charges

- Additional Wood Species
- Copper Capping
- Shutter Frame Thickness Modification
- Rail Width Modification
- Stile Width Modification
- Ship Lap - 1/4", 3/8", 1/2"
- Ship Lap with 3/8" Bead - 1/4", 3/8", 1/2"
- Trim Moulding
- Horns - 3/4", 1"
- 3 Section Layout
- 4 Section Layout
- Basic Curve or Rake
- Solid Rail Arch Top - (Maximum Drop 6")
- Half Circle Arch Top
- Panel Options
- Louver / Panel Combination
- Single-Sided Raised or Double Sided Flat Panel
- Double Sided Raised Panel
- V-Groove Raised or V-Groove Flat Offset Panel
- Standard Design Decorative Cutout
- Custom Design Decorative Cutout



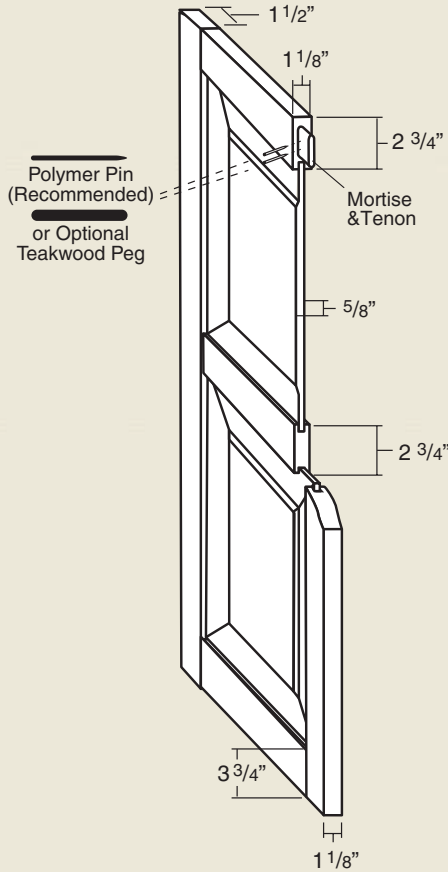
EXTERIOR STANDARD DUTY PANEL SHUTTERS

• 1 1/8" Flush Stile & Rail Shutters with Variable Panels •

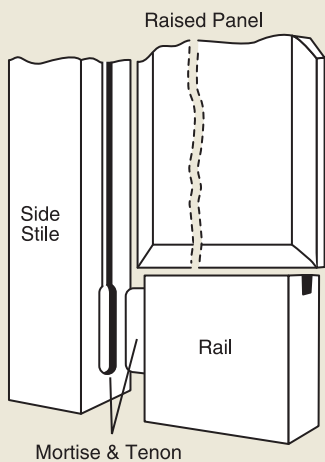
1 1/8" FLUSH STILE & RAIL FRAME CONSTRUCTION




Flush Stile & Rail Top View



MORTISE & TENON PANEL CONSTRUCTION



PANEL OPTIONS




SPECIFICATIONS

Side Stiles:	1 1/2"	x	1 1/8"
Top Rail:	2 3/4"	x	1 1/8"
Center Rail:	2 3/4"	x	1 1/8"
Bottom Rail:	3 3/4"	x	1 1/8"
Singled-sided Panel Thickness:			5/8"
Double-sided Panel Thickness:			3/4"
V-Groove Width:			1/2"



TRIM MOULDING ADDS BEAUTY

A variety of decorative trim moulding profiles help you create a unique shutter design. Paneled trim mouldings are inset-mounted. See trim profiles on the Panel Options page.



WESTERN RED CEDAR

Western Red Cedar has been our choice material for over 45 years. Naturally decay resistant, light weight, straight and it has the lowest expansion ratio of any species. The tight grain of old growth Western Red Cedar is unmatched for stability.



DECORATIVE CUTOUTS

Cutouts and carvings are offered in a wide variety of standard designs. Given our expanded CNC capabilities, cutout patterns designed by our customers are also welcomed. Call for price quote.

EXTERIOR FINISHING OPTIONS

Finishing options are separate charges not included in the base shutter price. Minimum order may be required. Call for quote.

- **Option 1: Spray Primed.** Each shutter is sanded and sprayed with a quality oil-based primer. Additional light sanding is required prior to finishing.
- **Option 2: Primed and Prepped.** Each shutter is sanded, primed with two coats of oil-based primer, hand sanded and sealed. Ready for finishing.
- **Option 3: Primed and Finished.* Ready for Installation.** Each shutter is sanded, primed with two coats of oil-based primer and handed sanded again. The shutters are then finished with a top quality exterior paint.



* See Southern Shutter Company's Online Paint Color Palette for available color selections.

EXTERIOR STANDARD DUTY PANEL SHUTTERS



• 1 1/8" Flush Stile & Rail Shutters with Variable Panels •



1 1/8" Standard Flush
Stile & Rail
Raised Panel Shutter
2 Equal Sections



1 1/8" Standard Flush
Stile & Rail
Raised Panel Shutter
with Decorative Cutout



1 1/8" Standard Flush
Stile & Rail
Raised Panel Shutter with
Small Middle Section



1 1/8" Standard Flush
Stile & Rail
V-Groove Raised Panel
Shutter
2 Equal Sections



1 1/8" Standard Flush
Stile & Rail
V-Groove Flat Offset
Panel Shutter with
2 Equal Sections



1 1/8" Standard Flush
Stile & Rail Raised Panel
Shutter with
2 Equal Sections
Quarter Arch Top

Available Custom Options

* See Price Pages for additional charges

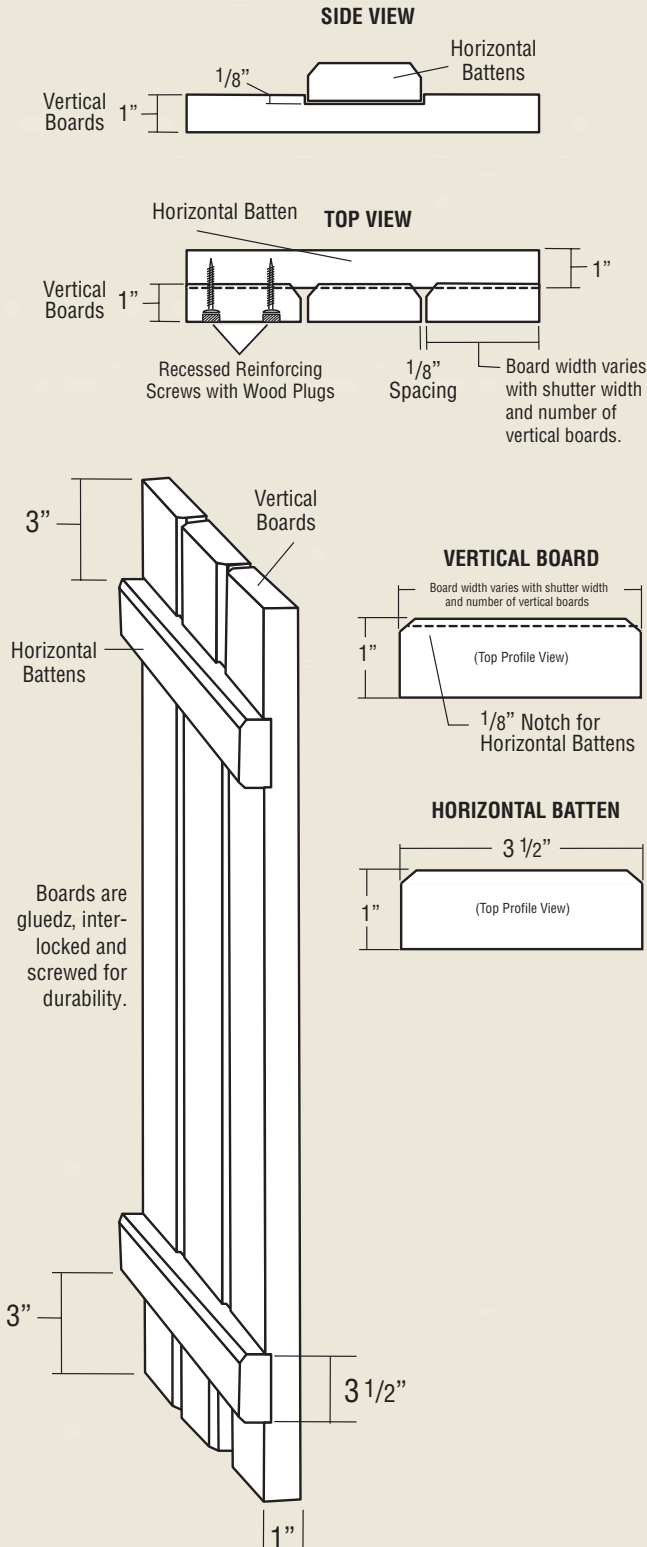
- Copper Capping
- Shutter Frame Thickness Modification
- Rail Width Modification
- Stile Width Modification
- Ship Lap - 1/4", 3/8"
- Ship Lap with 3/8" Bead - 1/4", 3/8"
- Trim Moulding - (One Side Only)
- Horns - 3/4", 1"
- 3 Section Layout
- 4 Section Layout
- Basic Curve or Rake
- Solid Rail Arch Top - (Maximum Drop 6")
- Half Circle Arch Top
- Panel Options
- Louver / Panel Combination
- Single-Sided Raised or Double Sided Flat Panel
- Double Sided Raised Panel
- V-Groove Raised or V-Groove Flat Offset Panel
- Standard Design Decorative Cutout
- Custom Design Decorative Cutout



EXTERIOR BOARD & BATTEN

• Exterior Wood Shutters with Variable Boards & Options •

BOARD & BATTEN CONSTRUCTION



SPECIFICATIONS

Standard Board Gap: 1/8"

- **Vertical Boards** – Board width determined by overall shutter width and number of boards.
- **Horizontal Battens** – 1" thick x 3 1/2" wide
- It is recommended that Board & Batten Shutters over 42" in height be constructed with 3 horizontal boards.


WESTERN RED CEDAR

Western Red Cedar has been our choice material for over 50 years. Naturally decay resistant, light weight, straight and it has the lowest expansion ratio of any species. The tight grain of old growth Western Red Cedar is unmatched for stability.

ADDITIONAL WOOD SPECIES are also offered, including Spanish Cedar, Cypress and African Mahogany.

DECORATIVE CUTOUTS

Cutouts and carvings are offered in a wide variety of standard designs. Given our expanded CNC capabilities, patterns designed by our customers are also welcomed. (Cutouts available on shutters with even numbered vertical boards only.)



CUSTOM OPTIONS

Exterior Board & Batten Shutters manufactured by Southern Shutter can be customized to meet most customer specifications. Select from the number of boards or battens to special widths, gaps, cutouts or other configurations.

EXTERIOR FINISHING OPTIONS

Finishing options are separate charges not included in the base shutter price. Minimum order may be required. Call for quote.

- **Option 1: Spray Primed.** Each shutter is sanded and sprayed with a quality oil-based primer. Additional light sanding is required prior to finishing.
- **Option 2: Primed and Prepped.** Each shutter is sanded, primed with two coats of oil-based primer, hand sanded and sealed. Ready for finishing.
- **Option 3: Primed and Finished.* Ready for Installation.** Each shutter is sanded, primed with two coats of oil-based primer and handed sanded again. The shutters are then finished with a top quality exterior paint.

* See Southern Shutter Company's Online Paint Color Palette for available color selections.



EXTERIOR BOARD & BATTEN



• Exterior Wood Shutters with Variable Boards & Options •



3 Board and 2 Batten Shutter with Optional Batten Placement



2 Board and 2 Batten Shutter with Decorative Cutout



3 Board and 2 Batten Shutter with Quarter Arch Top



3 Board and 3 Batten Shutter with Eyebrow Arch Top



5 Board and 3 Batten Shutter with Extra Wide Board Spacing



4 Board and 2 Batten Shutter with Z-Board

Available Custom Options


* See Price Pages for additional charges

- Additional Wood Species
- Stain Grade
- Copper Capping
- Modified Horizontal Batten Width
- Oversized Batten Width > 5"
- Oversized Vertical Board Width > 5"
- Basic Curve or Rake
- Half Circle Arch Top
- Standard Design Decorative Cutout
- Custom Design Decorative Cutout

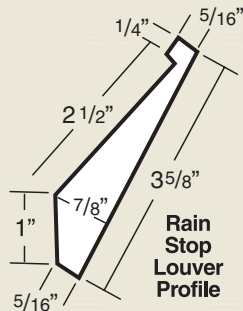
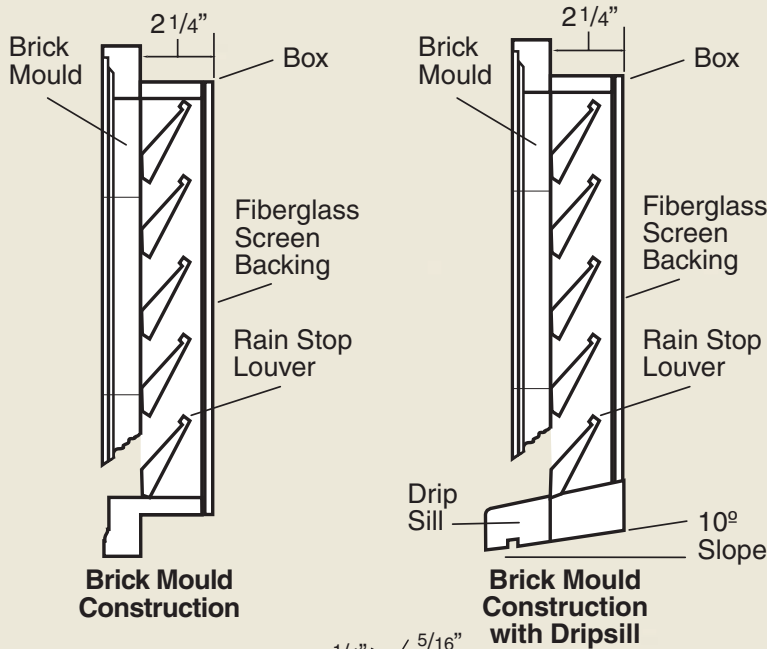


EXTERIOR CEDAR VENTILATORS

• Western Red Cedar Wood Ventilators & Gables •



VENTILATOR CONSTRUCTION



SPECIAL TRIM AND SIZING AVAILABLE ON ALL VENTILATORS.

- All ventilators are built to **rough opening dimensions** unless otherwise specified by customer.
- Actual box dimensions are undersized 1/2" to fit specified rough opening dimensions.
- All ventilator components are constructed of durable **Western Red Cedar**.
- **2 1/4" Jamb**
- **WW 180 Brick Mould**
1 1/4" thick x 2" wide
- Two-piece construction is recommended for ventilators **wider than 72"** or warranty is void.

EXTERIOR CEDAR VENTILATORS

• Western Red Cedar Wood Ventilators & Gables •



Octagonal Front with Square Back Ventilator



Octagonal Top Front with Rectangular Back Ventilator



Peak Top Front with Rectangular Back Ventilator



All ventilator components are constructed of durable Western Red Cedar.

Color varies from light blonde to deep reds and browns. Western Red Cedar is recommended for its natural beauty and decay-resistant durability. It is easily stained, or primed and painted.



Octagonal Front with Octagonal Back Ventilator



Half Round Top Front with Rectangular Back Ventilator



Rectangular Front with Rectangular Back Ventilator



Round Front with Octagonal Back Ventilator



Keystone Brick Mould Front with Square Back Ventilator



Half Round Front with Rectangular Back Ventilator



Half Round Front with Rectangular Back Ventilator with Dripsill



Rectangular Front with Rectangular Back Ventilator with Dripsill



EXTERIOR PREMIUM COMPOSITE FACTORY FINISHED SHUTTER OPTIONS & PAINTING INSTRUCTIONS

EXTERIOR SHUTTERS MAY BE ORDERED FROM THE FACTORY PRE-FINISHED TO VARYING STAGES OF COMPLETION

Finishing cost is in addition to the price of the shutters.

See Price Sheet for your specific shutter for finishing price charges.

Finishing options require a minimum order of 3 openings or 3 pairs.

- **SPRAY PRIMED** Composite shutters come pre-primed from the factory; light sanding recommended.
- **PRIMED AND FINISHED*; READY FOR INSTALLATION.**

Each shutter is sanded, primed with two coats of primer and sanded again. Then the primed shutters are finished with a premium exterior paint. Custom color charge may be applied to orders less than 60 square feet.

- See Southern Shutter Company's Online Paint Color Palette for available color selections.
- **Premium Composite Shutters should not be exposed to weather until properly finished.**

PVC COMPOSITE PAINTING RECOMMENDATIONS

EXTERIOR SHUTTERS CONSTRUCTED OF DURABLE,
MAINTENANCE FREE PRE-PRIMED PVC

1. SHUTTER PREPARATION

- Do not allow the shutter to be exposed to outside elements or introduced to any moisture of any kind prior to finish coat application.
- Lightly sand the primed shutter using 180 grit sandpaper. This step prepares the primer to adhere to the top paint coat. Do not sand through prime coat.

2. FINISH COAT

- Clean off any dust by blowing the shutter with dry compressed air or a good dusting with a clean tack cloth.
- Apply the first and second coats of a high quality latex house paint according to manufacturer's instructions.



SOUTHERN SHUTTER COMPANY

PREMIUM COMPOSITE SHUTTERS

LOUVERED • PANELED • BOARD & BATTEN



Southern Shutter is excited to announce the introduction of our line of premium PVC Composite Shutters. We have teamed up with Weather Pro Trim, a division of Clearview Architectural to develop a smooth-finished cellular PVC shutter that is maintenance-free, extremely durable, and fully functional. Our PVC components are formulated with heat-dissipating stabilizers that allow the shutter to thrive in the harshest summer

conditions, while at the same time allowing the ultimate protection against rot and insects. Utilizing an authentic chemically-welded mortise and tenon, our stile and rail construction allows the shutter to be placed on hinges and be fully operational. Factory priming is included all composite shutters allowing for high quality latex paint to be applied on the job site, or shutters can be ordered factory- finished with a water born urethane acrylic finish and ready to install. Southern Shutter has spent years developing and extensively testing this product line, and we are proud to announce that the product has exceeded all of our expectations.

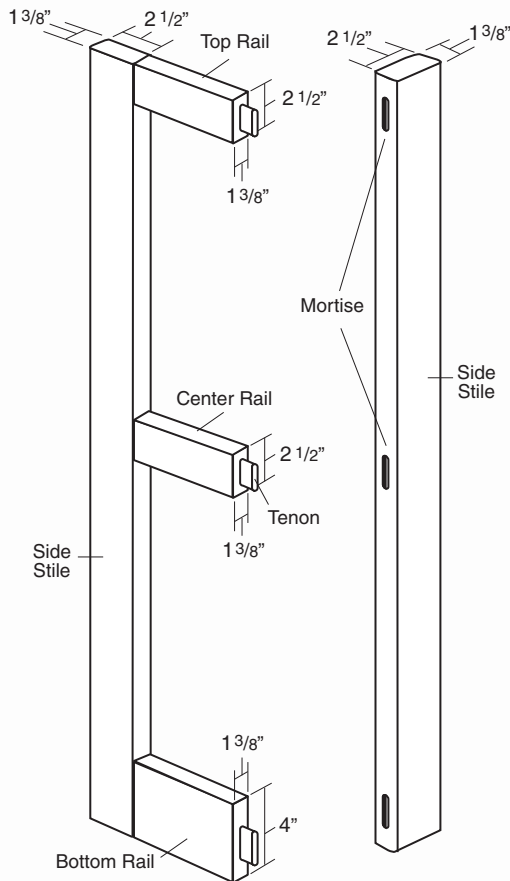
We are looking forward to meeting your composite shutter needs. Please email quote requests to sales@southernshutter.com or fax 334-264-6001 for a custom quote.



PREMIUM PVC COMPOSITE FIXED LOUVER SHUTTERS

SPECIFICATIONS

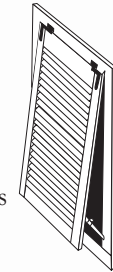
Side Stiles:	2 1/2"	x	1 3/8"
Top Rail:	2 1/2"	x	1 3/8"
Center Rail:	2 1/2"	x	1 3/8"
Bottom Rail:	4"	x	1 3/8"
Louver Thickness:			3/8"
Louver Widths:	1 7/8" or 2 1/2"		



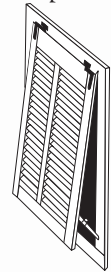
BAHAMA SHUTTERS

Bahama Shutters, hinged at the top and propped open at the bottom, can be created from 1 7/8" or 2 1/2" louver profiles. Full length Bahama shutters convey a tropical feel. Popular as window accents, they often cover a portion of the window.

Multiple substiles can be added to create spandrels.



Louver Shutter without Substile



Louvered Shutter with Substile



PROFESSIONAL FINISHING

All Southern Shutter Premium PVC Composite Shutters are delivered from the factory pre-sanded and spray-primed with our high-quality primer. These shutters are delivered to the customer ready for final finishing and installation.

Light Sanding is required prior to final finishing.

FACTORY FINISHED OPTION

As an added service to our customers, Southern Shutter Company can factory-finish your shutters and deliver them finished and ready for installation. The primed shutters are finished with a water born urethane acrylic finish. Custom color charge may be applied to orders less than 60 square feet.

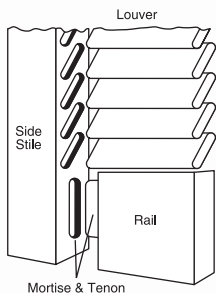
- Premium Composite Shutters should not be exposed to weather until properly finished.
- See Southern Shutter Company's Online Paint Color Palette for available color selections.
- Finishing cost is in addition to the price of the shutters.
- See Price Sheet for your specific shutter for finishing price charges.
- Finishing options require a minimum order of 3 openings or 3 pairs.

CUSTOM CONFIGURATIONS

PVC Composite Louver Shutters may be ordered in additional custom configurations to those pictured here, including styles built to your specifications. For additional options see the PVC Composite price pages, call (334)264-6158 or visit our website www.southernshutter.com.

TRADITIONAL LOUVER PROFILE

Thickness: 3/8"
Width: 1 7/8" or 2 1/2"



MORTISE & TENON CONSTRUCTION

PREMIUM PVC COMPOSITE FIXED LOUVER SHUTTERS



2 Equal Sections
2 1/2" Fixed Louver
Shutter



3 Equal Sections
2 1/2" Fixed Louver
Shutter



2 Equal Sections
1 7/8" Fixed Louver
Shutter



3 Equal Sections
1 7/8" Fixed Louver
Shutter



3 Section Small Top
1 7/8" Fixed Louver
Shutter



2 Equal Sections
1 7/8" Fixed Louver
Shutter with
Eyebrow Arch



2 Equal Sections
1 7/8" Fixed Louver
Shutter with Quarter
Round Arch



2 Equal Sections
2 1/2" Fixed Louver
Shutter with Quarter
Round Arch



2 Equal Sections
Raised Panel over
1 7/8" Fixed Louver
Combination Shutter



3 Sections with Small
Raised Panel Center
and 1 7/8" Fixed Louver
Combination Shutter



PREMIUM PVC COMPOSITE PANELED SHUTTERS

SPECIFICATIONS

Side Stiles:	2 1/2"	x	1 3/8"
Top Rail:	2 1/2"	x	1 3/8"
Center Rail:	2 1/2"	x	1 3/8"
Bottom Rail:	4"	x	1 3/8"
Panel Thickness:	5/8"		



PROFESSIONAL FINISHING

All Southern Shutter Premium PVC Composite Shutters are delivered from the factory pre-sanded and spray-primed with our high-quality primer. These shutters

are delivered to the customer ready for final finishing and

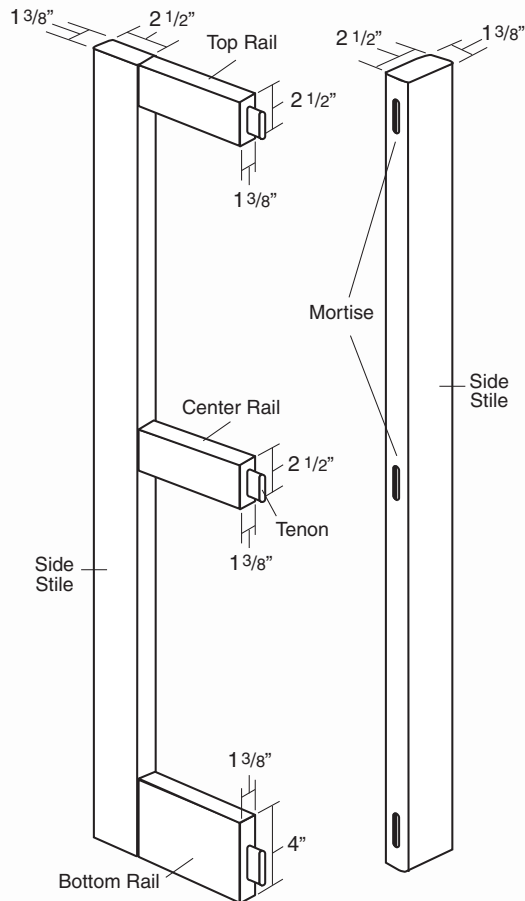
installation. Light Sanding is required prior to final finishing.

FACTORY FINISHED OPTION

As an added service to our customers, Southern Shutter Company can factory-finish your shutters and deliver them finished and ready for installation.

The primed shutters are finished with a water born urethane acrylic finish. Custom color charge may be applied to orders less than 60 square feet.

- Premium Composite Shutters should not be exposed to weather until properly finished.
- See Southern Shutter Company's Online Paint Color Palette for available color selections.
- Finishing cost is in addition to the price of the shutters.
- See Price Sheet for your specific shutter for finishing price charges.
- Finishing options require a minimum order of 3 openings or 3 pairs.

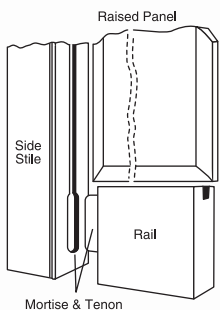


DECORATIVE CUTOUTS

Cutouts and carvings are offered in a wide variety of standard designs. Given our expanded CNC capabilities, cutout patterns designed by our customers are also welcomed. Call for price quote.

CUSTOM CONFIGURATIONS

PVC Composite Louver Shutters may be ordered in additional custom configurations to those pictured here, including styles built to your specifications. For additional options see the PVC Composite price pages, call (334)264-6158 or visit our website www.southernshutter.com.



MORTISE & TENON CONSTRUCTION

PREMIUM PVC COMPOSITE PANELED SHUTTERS



2 Equal Sections
Raised Panel Shutter



2 Equal Sections
Flat Panel Shutter



3 Equal Sections
Raised Panel Shutter



3 Sections with
Small Middle Section
Raised Panel Shutter



3 Sections with
Small Top Section
Raised Panel Shutter



2 Equal Sections
Flat Panel Shutter with
Eyebrow Arch



2 Equal Sections
Raised Panel Shutter
with Quarter Round
Arch



2 Equal Sections
17/8" Fixed Louver Over
Raised Panel Shutter with
Quarter Round Arch



2 Equal Sections
Raised Panel over
17/8" Fixed Louver
Combination Shutter



2 Equal Sections
Raised Panel Shutter
with Decorative
Cutout



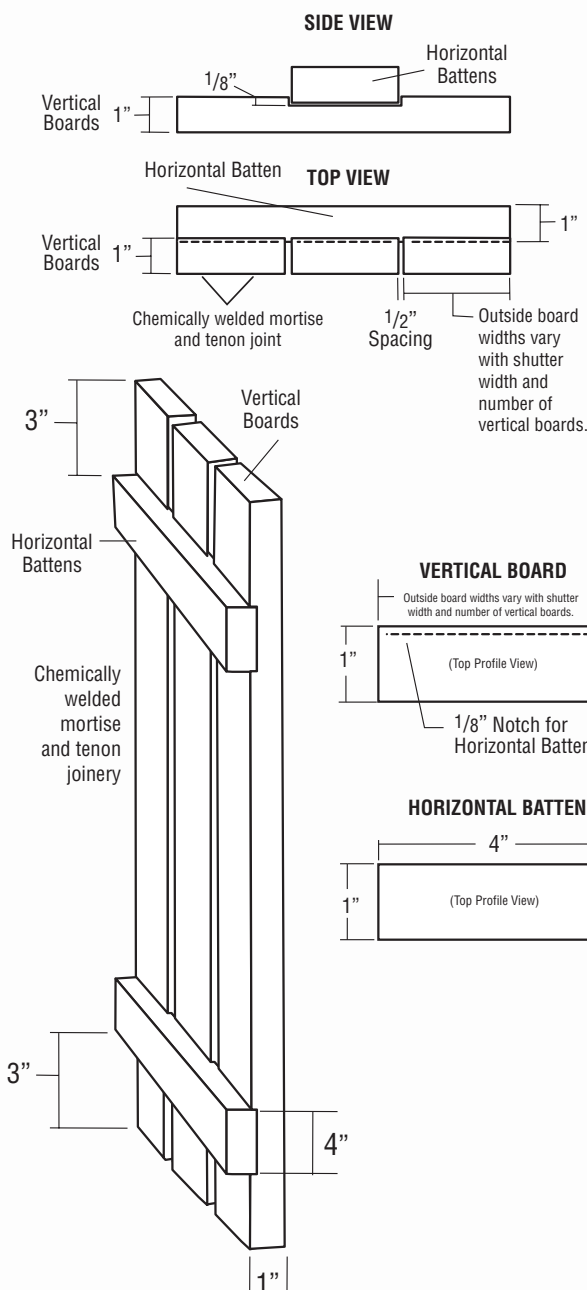
PREMIUM PVC COMPOSITE BOARD & BATTEN SHUTTERS

SPECIFICATIONS

Standard Board Gap: 1/4"

- **Vertical Boards** — Board width determined by overall shutter width and number of boards. Outside boards will vary with shutter width.
- **Horizontal Battens** — 1" thick x 4" wide
- It is recommended that Board & Batten Shutters over 42" in height be constructed with 3 horizontal boards.

BOARD & BATTEN CONSTRUCTION



PROFESSIONAL FINISHING

All Southern Shutter Premium PVC Composite Shutters are delivered from the factory pre-sanded and spray-primed with our high-quality primer. These shutters are delivered to the customer ready for final finishing and installation. Light Sanding is required prior to final finishing.

FACTORY FINISHED OPTION

As an added service to our customers, Southern Shutter Company can factory-finish your shutters and deliver them finished and ready for installation. The primed shutters are finished with a water born urethane acrylic finish. Custom color charge may be applied to orders less than 60 square feet.

- **Premium Composite Shutters should not be exposed to weather until properly finished.**
- See Southern Shutter Company's Online Paint Color Palette for available color selections.
- Finishing cost is in addition to the price of the shutters.
- See Price Sheet for your specific shutter for finishing price charges.
- Finishing options require a minimum order of 3 openings or 3 pairs.



DECORATIVE CUTOUTS

Cutouts and carvings are offered in a wide variety of standard designs. Given our expanded CNC capabilities, patterns designed by our customers are also welcomed. (Cutouts available on shutters with even numbered vertical boards only.)

CUSTOM OPTIONS

Exterior Premium PVC Composite Board & Batten Shutters manufactured by Southern Shutter can be customized. See custom options on following price pages.

PREMIUM PVC COMPOSITE BOARD & BATTEN SHUTTERS



3 Board and 3 Batten Shutter



3 Board and 3 Batten Shutter with Quarter Round Arch Top



4 Board and 3 Batten Shutter with Eyebrow Arch Top and Decorative Cutout



4 Board and 2 Batten Shutter with Z-Board



4 Board and 2 Batten Shutter



4 Board and 3 Batten Shutter



4 Board and 2 Batten Shutter with Quarter Round Arch Top



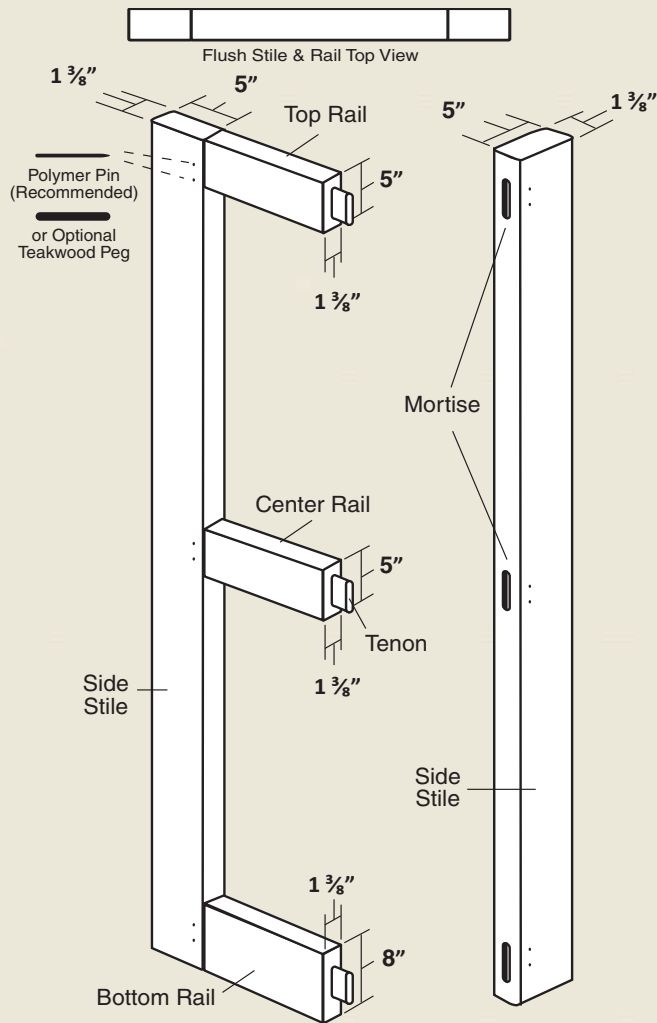
5 Board and 3 Batten Shutter



EXTERIOR / INTERIOR Designline DOORS

• 1 3/8" Flush Stile & Rail Doors with Variable Louvers & Panels •

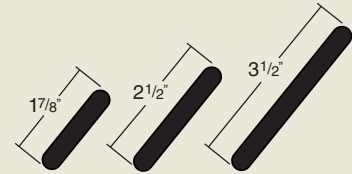
1 3/8" FLUSH STILE & RAIL FRAME CONSTRUCTION



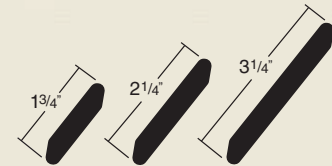
SPECIFICATIONS

Side Stiles:	5" x 1 3/8"
Substile: for Doors over 36" Wide	2 3/4" x 1 3/8"
Top Rail:	5" x 1 3/8"
Center Rail:	5" x 1 3/8"
Bottom Rail:	8" x 1 3/8"

Traditional Louvers
Thickness: 3/8"



European Louvers
Thickness: 3/8"



Panel Profiles:

Panel Thickness:
5/8"



FINISHING OPTIONS

Finishing options are separate charges not included in the base shutter price. Minimum order may be required. Call for quote.

• Option 1: Spray Primed.

Each shutter is sanded and sprayed with a quality oil-based primer. Additional light sanding is required prior to finishing.

• Option 2: Primed and Prepped.

Each shutter is sanded, primed with two coats of oil-based primer, hand sanded and sealed. Ready for finishing.

• Option 3: Primed and Finished. * Ready for installation.


Each shutter is sanded, primed with two coats of oil-based primer and handed sanded again. The shutters are then finished with a top quality exterior paint.

* See Southern Shutter Company's Online Paint Color Palette for available color selections.



EXTERIOR WOOD SPECIES

WESTERN RED CEDAR




Western Red Cedar has been our choice material for over 50 years. Naturally decay resistant, light weight, straight and it has the lowest expansion ratio of any species. The tight grain of old growth Western Red Cedar is unmatched for stability.

ADDITIONAL WOOD SPECIES

Also offered, including Spanish Cedar, and African Mahogany.

INTERIOR WOOD SPECIES



Our standard Interior wood species for Interior Doors are Basswood.

* Red Oak, Maple, African Mahogany and Yellow Pine are available call for quote.

EXTERIOR / INTERIOR

Designline DOORS



• 1 3/8" FLUSH STILE & RAIL DOORS WITH VARIABLE LOUVERS & PANEL PROFILES •



2 Equal Sections
2 1/2" Louvers



Combination
Single Sided
Raised Panel
1 7/8" Louvers



Combination
V-Groove
Raised Panel
1 7/8" Louvers



2 Equal Sections
Single Sided
Raised Panel



2 Equal Sections
V-Groove Flat
Offset Panel

**Decorative
Trim Profiles
Inset Trim on
Panels only
Surface Mount
Trim on Louvers**



3/8"
Quarter Round (QR)



3/8"
Half Round (HR)



3/4" x 3/8"
Decorative Trim 1 (D1)




3/4" x 3/8"
Decorative Trim 2 (D2)



3/4" x 3/8"
Decorative Trim 3 (D3)



1 1/4" x 3/8" Decorative
Trim 4 (D4) Flat panel only.



2 Equal Sections
2 1/2" Louvers
with Vertical Substile



Combination
1 7/8" Louvers over
Single Sided Raised Panel
with Vertical Substile



2 Equal Sections
Single Sided Raised Panel
with Vertical Substile

Designline Doors
Can be built up to
36" without Substile

Doors over 36" are
constructed with
Vertical Substiles.

Arches of all types are
offered in our *Designline*
Door Program.

Call for Custom option
quotes.



INTERIOR SHUTTERS


Panels vs. Hanging Systems

SHUTTERS BY THE PAIR/PANEL ONLY

TRIMMING AND FITTING REQUIRED.

- PRICING PER SHUTTER PRICING GRID, PER PAIR.

See price page for your specific shutters.




- Shutters constructed of Paint Grade Basswood
- For Stain Grade Basswood, add 10% to base shutter price.
- Pre-primed and Sanded, add \$110*
- (* No additional charge for Interior Movable Louver Shutters)
- Frame Stock and Hanging Strips sold separately, see Interior Hardware Pricing.
- Complete Hardware selection sold separately, see Interior Hardware Pricing.
- Custom Options, See price page for your specific shutters.

VS.

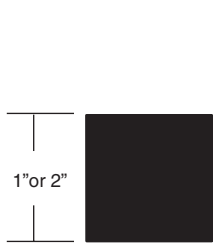
FINISHED WITH HANGING SYSTEM

READY TO INSTALL



- Pricing PER SQUARE FOOT, Per Opening.
(3 opening minimum required)
Includes finishing and hanging system.
See Price Page for your specific shutters.
- Sanded, Pre-primed and Painted or Stained.
- Pre-finished in choice of color. Stain color selection Oldmasters® or Minwax®.
- Pre-fit to choice of Hanging System.
- Variety of layout options and hinge directions; see How to Order Interior Shutters.
- Hinges, magnetic catches and mounting screws included.
- Custom Options, See price page for your specific shutters.

Interior Frame Stock (Price per Linear Foot)



Hanging Strip

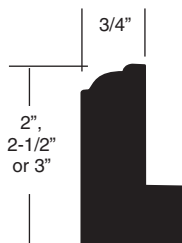
1" x 1", 1" x 2"

Unprimed

\$2.75 lft.

Primed

\$3.00 lft.



L-Frame Stock

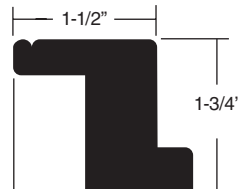
3/4" x 2"; 3/4" x 2 1/2"

Unprimed

\$2.75 lft.

Primed

\$3.00 lft.



Z-Frame Stock

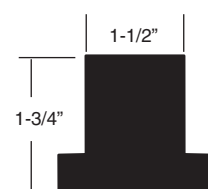
3/4" x 1/2"

Unprimed

\$3.75 lft.

Primed

\$4.00 lft.



T-Post Stock

3/4" x 2"; 3/4" x 2 1/2"

Unprimed

\$3.75 lft.

Primed

\$4.00 lft.

INTERIOR SHUTTERS



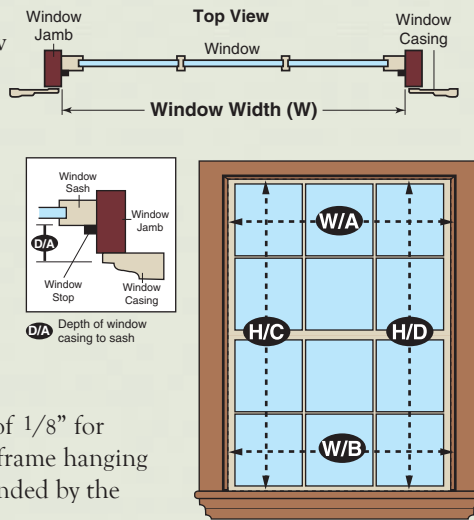
Installation Options for Interior Shutters

NOTE: Remember to *measure* to verify your numbers before selecting your shutters and the desired mounting procedure.

Shutters may be mounted inside or outside window casings using hanging strips or frames. In some applications it may be more efficient and simpler to mount your shutters to the window moulding using a framed hanging system. These systems allow for greater flexibility for windows with a shallow depth or that may be out of square. It is important that various parts of the window construction (casing, moulding, handles, etc.) allow enough space for louver extension when the shutter is closed and the louvers are fully open.

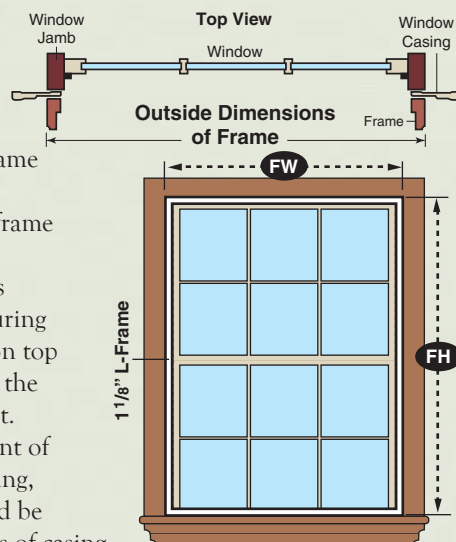
INSIDE FRAME MOUNT

- Measure the inside width of the window at both points (W/A and W/B), and the height at both points (H/C and H/D).
- Measure the window depth (D/A), the distance from the window casing to the window sash.
- Note: A deduction of 1/8" for clearance on inside frame hanging systems is recommended by the manufacturer.
- For hanging systems with hanging strips or mounting directly window jamb, use the lesser width and height dimension.



OUTSIDE FRAME MOUNT

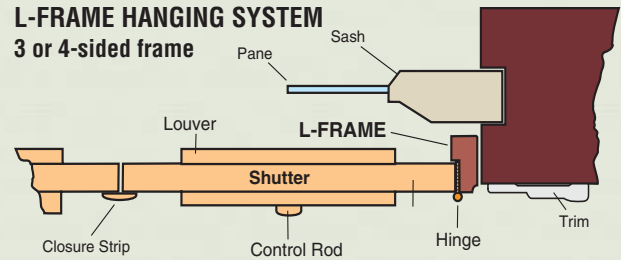
- Locate area on casing to mount the 1 inch frame.
- Frame width (FW) is determined by measuring outside frame position left to right, including the 1 1/8" frame footprint.
- Frame height (FH) is determined by measuring outside frame position top to bottom, including the 1 1/8" frame footprint.
- To ensure flush mount of frame to window casing, frame position should be consistent on all sides of casing.



INSIDE CASING MOUNTS

L-FRAME HANGING SYSTEM

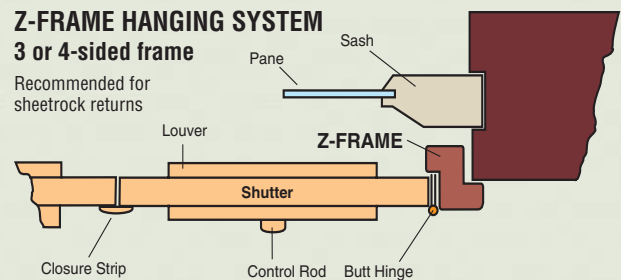
3 or 4-sided frame



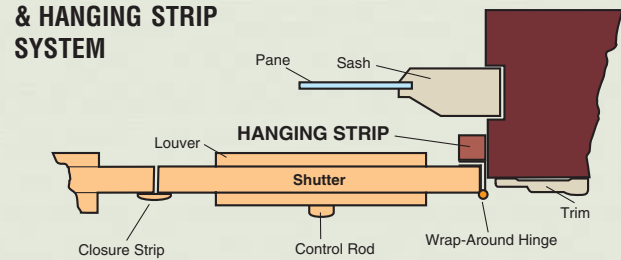
Z-FRAME HANGING SYSTEM

3 or 4-sided frame

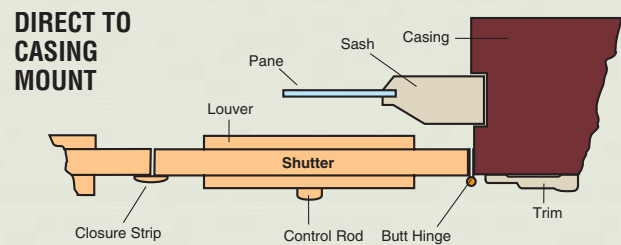
Recommended for sheetrock returns



WRAP-AROUND HINGE & HANGING STRIP SYSTEM



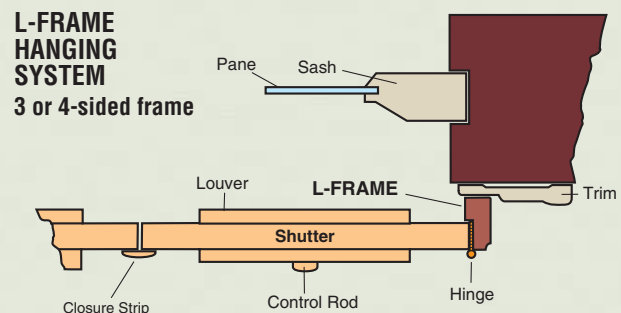
DIRECT TO CASING MOUNT



OUTSIDE CASING MOUNTS

L-FRAME HANGING SYSTEM

3 or 4-sided frame





INTERIOR SHUTTERS

Interior Shutter Finishing Options

Southern Shutter takes the guesswork out of shutter installation.

- **READY TO INSTALL:** Painted or Stained with Selected Hanging System; Ready for Installation. Shutters are completely sanded, primed and finished in your choice of color or stain.

* See Southern Shutter Company's Online Paint Color Palette for available color selections.

Shutters are then pre-fit in a complete hanging system, finished and ready-to-install.* See following page and ordering instructions for more details to select the best hanging system for your specific installation. *Finished shutters with hanging systems are priced per square foot, including shutters and finishing. (Minimum order may be required. Call for quote.) See price page for your specific shutter selection for square footage pricing. Finished shutters may require a minimum square footage order. * Hanging systems are disassembled for shipping.*

- **SHUTTER PANELS ONLY:** Panels and Hardware ordered separately.

Interior shutters are constructed of paint-grade hardwoods unless otherwise specified. 1 1/16" Plantation Movable Louver Shutters are shipped pre-primed and sanded at no charge. 1 3/8" **DesignLine** Louvered and Paneled Shutters and 1 1/16" Plantation Raised Panel Shutters are shipped unfinished or may be ordered pre-primed and sanded for an additional charge. *Shutter panels are priced per pair. See price page for your specific shutter selection. Finished shutters may require a minimum order. Call for quote.*



**Quality Shutters
Deserve a
Quality Finish!**

Interior shutters may be ordered unfinished or factory-finished in varying stages of completion.

Interior Shutter Mounting Hardware



Non-Mortise Wrap Around Hinge. Used to mount shutters to a hanging strip installed behind the side stile of the shutter. Choice of finish. Sold in pairs or complete mounting kit including 4 hinges, magnetic catch, knobs & hook latch.



Southern Shutter offers an extensive selection of interior hardware, including:

- **Non-Mortise Hinges** Wrap-Around or Butt Hinges available in polished brass, antique brass, brushed nickel, chrome, oil rubbed bronze, and white finishes.

Magnetic Catch.
Brown or white.



Non-Mortise Butt Hinge Set. Used to attach shutters to a frame or window jamb. Choice of finish. Sold in pairs or complete mounting kit including 4 hinges, magnetic catch, knobs & hook latch.



Café Door Mounting Kit.
Polished brass

- **Magnetic Catches** Brown or white.
- **Café Door Kits** Polished brass gravity-action hinges return door to center or hold doors open.

INTERIOR SHUTTERS HOW TO ORDER



• Guidelines for Completing the Interior Shutter Order Form •

Please follow these step-by-step guidelines in completing the enclosed Interior Price Quote/Order Form.

PLEASE MAKE COPIES OF THE PRICE QUOTE/ORDER FORM

Fax to (334) 264-6001 • Call: (334) 264-5158 • Email sales@southernshutter.com

QUANTITY

- **Shutters with Hanging System:** Priced and sold per opening.
- **Panels:** Shutter panels are priced and sold per pair.

MEASURING

- **Room/Window Location** Indicate the room and window location within the room for each opening.
- **Measurements**
 - **Opening Width:** Window openings are not always perfectly square. Measure the shutter pocket/opening width at the top and bottom of the window. Record smaller dimension.
 - **Opening Height:** Measure the shutter pocket/opening height at the left and right sides of the window. Record smaller dimension.

SHUTTER STYLE

- **1-3/8" DesignLine Fixed Louvers / Panels**

Louver or Panel Options

- Traditional Fixed Louver 1-7/8", 2-1/2", 3-1/2" wide x 3/8" thick
- European Fixed Louver 1-3/4", 2-1/4", 3-1/4" wide x 3/8" thick
- Raised Panel or Flat Panel; Single-sided or Double-sided; available with V-Groove Option

- **1-1/8" Plantation Shutters Movable Louvers / Panels**

Louver or Panel Options

- Traditional Movable Louver 1 7/8", 2-1/2", 3-1/2", 4-1/2" wide x 3/8" thick
- Raised Panel or Flat Panel; Single-sided or Double-sided; available with V-Groove Option

- **3/4" Easy Fit Shuttersets**

- Traditional Movable Louver 1-1/4" wide x 1/4" thick
- No center rails, designed to be double hung

- **FINISHING OPTIONS**

- Unfinished
 - Primed and Sanded
 - Primed & Finished/Stained with Hanging System — ready to install.
- See catalog Interior Shutter Finish Options - note color specification at bottom*

- **RAIL PLACEMENT**

Measure distance from Bottom of shutter to bottom of rail. Rails often align with window elements — lock rail, transoms, muntins, often used to achieve a design independent of window layout. *Rail placement of two equal sections is standard.*

- **CUSTOM OPTIONS**

Southern Shutter Company offers a wide variety of custom options, or we can build your shutters to meet your specifications. *Select from the options table listed on the price page for your specific shutter type.*



INTERIOR SHUTTERS

HOW TO ORDER

• Measuring and Specifications for Interior Shutters •

PLEASE MAKE COPIES OF THE PRICE QUOTE/ORDER FORM

Fax to (334) 264-6001

• Call (334) 264-6158

Email: sales@southernshutter.com

MOUNTING SHUTTERS

• Inside or Outside Mount

Most hanging systems may be used as inside or outside mounts. Factors such as the squareness of the window opening, tilt window functions, obstructions and appearance should contribute to this decision.

Refer to catalog section *Interior Shutters: Measuring and Installation Options*.

Note: Deduction of 1/8" for clearance on inside frame hanging systems is recommended by manufacturer.

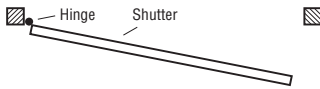
• Hanging System Refer to catalog section **Interior Shutters: Measuring and Installation Options**.

- Direct to casing
- Wrap-around Hanging Strips inside or outside
- 3-sided frames inside or outside (L- or Z-Frame)
- 4-sided frames inside or outside (L- or Z-Frame)
- Track Systems, in bi-fold or bypass configurations.

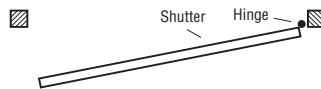
• Panel Layout

Let the window guide your layout. Each character in the design layout code represents one shutter panel and its hinge direction. A dash is used to indicate a T-post or mullion.

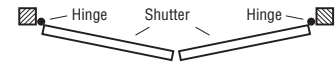
• L - Single panel hinged left



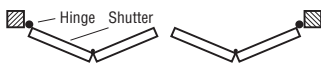
• R - Single panel hinged right



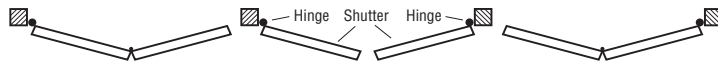
• LR - Two panels one left, one right



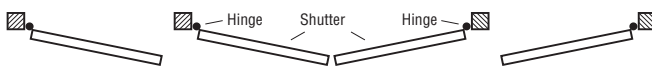
• LLRR - Four panels two left, two right



• LL-LR-RR - For triple window unit design layout, proportional 33%-33%-33%



• L-LR-R - Picture style window, proportional 25%-50%-25%



*Individual frame units placed side by side achieve the same effect as one large unit with T-posts or mullions.
Example: 3 Units: (LL) + (LR) + (RR) = LL-LR-RR
This is often best for ease of installation and handling.*

• Hardware

Ready-to-install shutters are shipped with the necessary hardware in your choice of finishes, including antique brass, brushed nickel, chrome, oil rubbed bronze, polished brass, or white.

SPECIAL INSTRUCTIONS

- **Arch Dimensions:** Provide low and high point of arch for radius arches. For eyebrow or irregular arches submit template, radius or additional points (X,Y) coordinates on the curve.
- **Hardware:** Specify using codes from Interior Hardware Pricing page.
- **Combination Shutter Options:** Combining louver and panel sections is a common design variation. Indicate your layout from top to bottom. (Example: Louver over panel — L/P) Use Louver panel layout codes from Order Form.
- **Mull or T-Post Placement:** Specify non-proportional mull layouts by measuring from left to the center of mulls or T-posts.




INTERIOR LOUVERED SHUTTERS

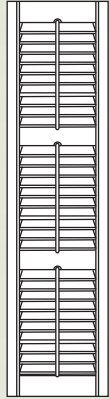
• *Designline, Plantation & EasyFit Shutters* •

DESIGN VARIATIONS

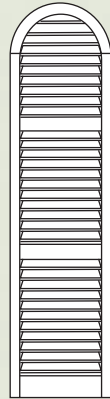
Interior Louvered Shutters can be customized to meet most customer specifications. Additional charges to the price of shutters apply. Consult price sheets for total charges per pair.



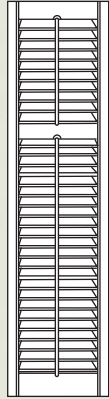
2 Equal Sections with Quarter Arch



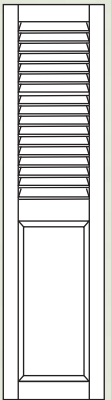
Movable Louver with 3 Equal Sections



3 Equal Sections with Half Round Top



Movable Louver with 2 Section Rail Placement



Combination Fixed Louver/Raised Panel



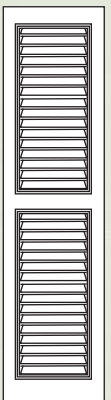
3 Sections with Transom Rail Placement



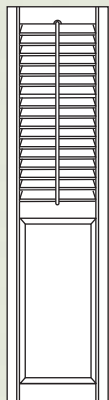
Fixed Louver with 2 Section Rail Placement




3 Section Combination with Rail Placement



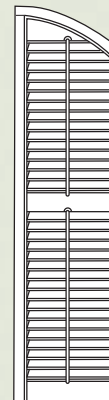
2 Equal Sections with Decorative Trim



Combination Movable Louver/Raised Panel



Movable Louver with 3 Section Rail Placement



2 Section Movable Louver with Eyebrow Arch

FINISHING OPTIONS*



Additional charges apply, not included in the base shutter price. Minimum order may be required. Call for quote.

• **Primed and Finished* with Hanging System; Ready for Installation.**

Each shutter is cut to fit, sanded, primed with quality primer and sanded again. A final finish of oil-based enamel is then applied. Mounting hardware is included.

• **Pre-Sanded and Stained with Hanging System; Ready for Installation.** Each shutter is thoroughly sanded and stained with quality stain.


Then a satin varnish top coat is applied. Mounting hardware is included.

* See Southern Shutter Company's Online Paint Color Palette for available color selections.

HANGING SYSTEMS

Southern Shutter offers a variety of hanging systems including L-frame, Z-Frame, hanging strips, and direct to casing mount.

Track systems are also available on request. Hanging systems are shipped disassembled and packaged with our quality hardware for easy installation.



CAFÉ DOORS AND OTHER CUSTOM APPLICATIONS

Interior shutters offer many practical applications beyond window treatment, including room dividers, bathroom stall doors and cafe doors.

RADIUS & CUSTOM DETAIL

Southern Shutter is equipped to fabricate custom shapes and designs from palladium arches, sunbursts, lever handle cutouts or other custom detailing.

ADDITIONAL OPTIONS

Interior Louvered Shutters manufactured by Southern Shutter can be customized to meet most customer specifications. For additional options call (334) 264-6158 or visit our website www.southernshutter.com.

INTERIOR LOUVERED SHUTTERS



• *Designline, Plantation & EasyFit Shutters* •



1 1/16" Recessed Stile & Rail Movable Louver Shutter; 3 Equal Sections



1 1/16" Recessed Stile & Rail Movable Louver Shutter; 1 7/8" Slats



1 1/16" Recessed Stile & Rail Movable Louver Shutter; 2 1/2" Slats



1 1/16" Recessed Stile & Rail Movable Louver Shutter; 3 1/2" Slats



1 1/16" Recessed Stile & Rail Movable Louver Shutter with 40/60 Cottage Rail Placement



1 1/16" Recessed Stile & Rail Movable Louver Over Raised Panel Shutter



1 3/8" Flush Stile & Rail Fixed Louver Shutter 3 Equal Sections with 1 7/8" Slats



1 3/8" Flush Stile & Rail Fixed Louver Shutter in 2 Equal Sections with 1 7/8" Slats



1 3/8" Flush Stile & Rail Fixed Louver Shutter with 3 1/2" Slats and Decorative Trim



1 3/8" Flush Stile & Rail Fixed Louver Shutter in 2 Equal Sections with 2 1/2" Slats



3/4" Easy Fit Shuttersets

Everything you need for a complete do-it-yourself shutter installation. Shutters are built with 1 1/4" louvers and are available in lengths up to 40". Each Easy Fit Shutterset kit includes four movable louver shutters, hanging system and mounting hardware.



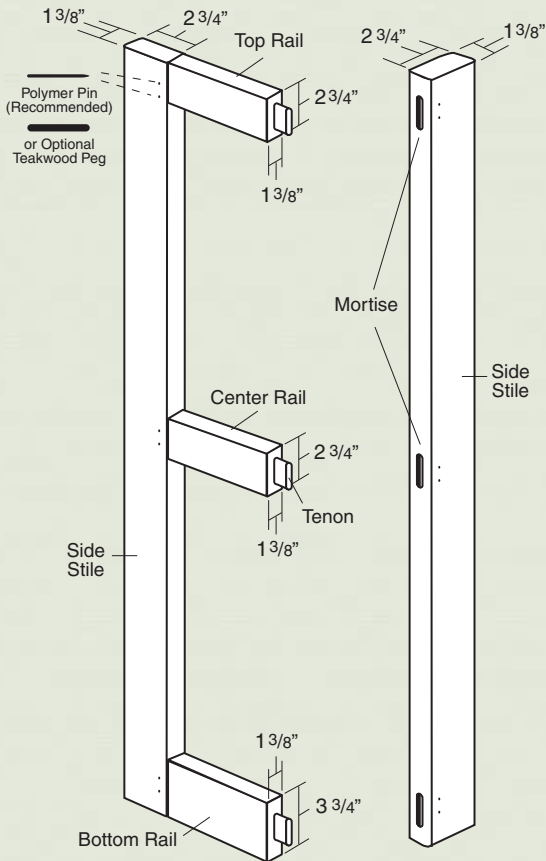
INTERIOR Designline FIXED LOUVER

• 1 3/8" Flush Stile & Rail Shutters with Variable Louvers •

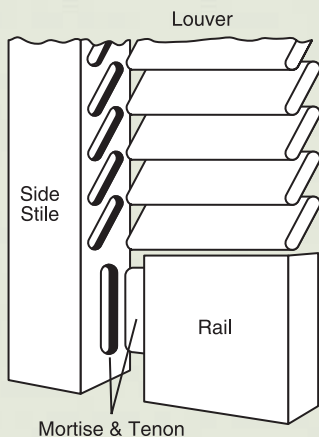
1 3/8" FLUSH STILE & RAIL FRAME CONSTRUCTION



Flush Stile & Rail Top View



MORTISE & TENON CONSTRUCTION



SPECIFICATIONS

Side Stiles:	2 3/4"	x	1 3/8"
Top Rail:	2 3/4"	x	1 3/8"
Center Rail:	2 3/4"	x	1 3/8"
Bottom Rail:	3 3/4"	x	1 3/8"
Louver Thickness:	3/8"		3/8"

*See below


Louver Widths:
Shutter frame thickness modification to 1 5/8" available.

Designline LOUVER OPTIONS



Traditional Louver Profile
Thickness: 3/8"
Widths: 1 7/8"
2 1/2" or 3 1/2"

European Louver Profile
Thickness: 3/8"
Width: 1 3/4",
2 1/4" or 3 1/4"



DECORATIVE TRIM MOULDING

Southern Shutter offers decorative trim moulding that is surface-mounted to our flush-sanded interior louvered shutters giving them a distinctive, unique appearance. See trim profiles on back of price page for reference.

FINISHING OPTIONS*

Finishing options are separate charges not included in the base shutter price. Minimum order may be required. Call for quote.

- **Primed and Finished* with Hanging System; Ready for Installation.**
Each shutter is cut to fit, sanded, primed with quality primer and sanded again. A final finish of oil-based enamel is then applied. Mounting hardware is included.

- **Pre-Sanded and Stained with Hanging System; Ready for Installation.**

Each shutter is thoroughly sanded and stained with quality stain. Then a satin varnish top coat is applied. Mounting hardware is included.

* See Southern Shutter Company's Online Paint Color Palette for available color selections.

HANGING SYSTEMS

Southern Shutter offers a variety of hanging systems including L-frame, Z-Frame, hanging strips, and direct to casing mount. Track systems are also available on request. Hanging systems are shipped disassembled and packaged with our quality hardware for easy installation.



INTERIOR *Designline* FIXED LOUVER



- 1 3/8" Flush Stile & Rail Shutters with Variable Louvers •



1 3/8" Flush Stile
& Rail Fixed Louver
Shutter with
1 7/8" Slats



1 3/8" Flush Stile
& Rail Fixed Louver
Shutter with
1 7/8" Slats



1 3/8" Flush Stile
& Rail Fixed Louver
Over Raised Panel
Combination
Shutter

Available Custom Options

* See Price Pages for additional charges

- Additional Wood Species
- Copper Capping
- Shutter Frame Thickness Modification
- Rail Width Modification
- Stile Width Modification
- Ship Lap - 1/4", 3/8", 1/2"
- Ship Lap with 3/8" Bead - 1/4", 3/8", 1/2"
- Trim Moulding - (Surface Mount Only)
- 3 Section Layout
- 4 Section Layout
- Basic Curve or Rake
- Solid Rail Arch Top -(Maximum Drop 6")
- Half Circle Arch Top
- Lever Handle Cutout
- Split Shutters in Center
- Extra Substile - (Bahama Spandrel)
- Mouse Holes - (specify louver direction)
- False Control Rods - (specify louver direction)
- Mortise Shutters for Hinges
- Louver / Panel Combination
- Track with or without frame (includes Valance)
- Hanging Systems




Sunburst Radial

Lever Handle Cutout

Café Doors

CAFÉ DOORS, RADIUS DETAILS AND AND SPECIAL TREATMENTS

Interior shutters offer many practical and decorative options which can be created from most of the interior shutter styles. From café doors, to sunburst radials to other specialty trim and carvings, Southern Shutter Company can



Mahogany. Call for special orders.

build custom shutters to your specifications.

WOOD SPECIES.

Our standard interior species is Basswood.

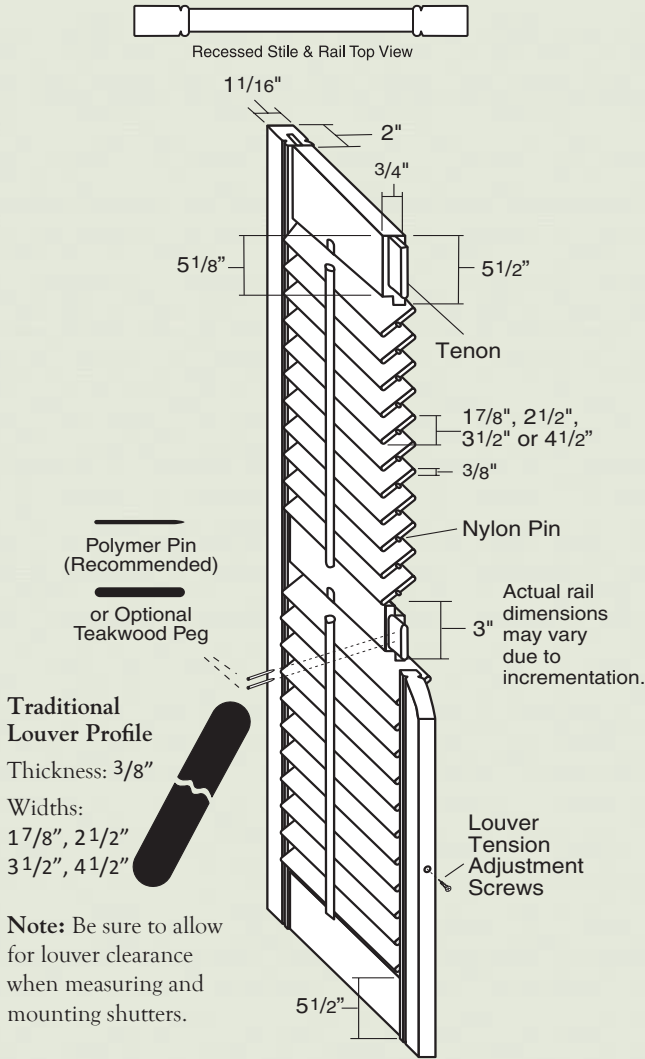
Other species offered include Red Oak, Cypress, African



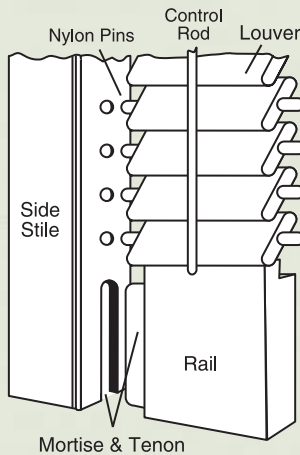
INTERIOR PLANTATION MOVABLE LOUVER

• 1 1/16" Recessed Stile & Rail Shutters with Variable Louvers •

1 1/16" RECESSED STILE & RAIL CONSTRUCTION



MORTISE & TENON CONSTRUCTION



SPECIFICATIONS

Side Stiles:	2"	x	1 1/16"
Top Rail:	5 1/2"	x	3/4"
Center Rail:	3"	x	3/4"
Bottom Rail:	5 1/2"	x	3/4"
Louver Thickness:	3/8"		

Actual rail dimensions may vary due to incrementation.

FINISHING OPTIONS*

Finishing options are separate charges not included in the base shutter price. Minimum order may be required. Call for quote.

- **Primed and Finished* with Hanging System; Ready for Installation.**

Each shutter is cut to fit, sanded, primed with quality primer and sanded again. A final finish of oil-based enamel is then applied. Mounting hardware is included.

- **Pre-Sanded and Stained with Hanging System; Ready for Installation.**

Each shutter is thoroughly sanded and stained with quality stain. Then a satin varnish top coat is applied. Mounting hardware is included.

* See Southern Shutter Company's Online Paint Color Palette for available color selections.




HANGING SYSTEMS

Southern Shutter offers a variety of hanging systems including L-frame, Z-Frame, hanging strips, and direct to casing mount. Track systems are also available on request. Hanging systems are shipped disassembled and packaged with our quality hardware for easy installation.

SHUTTER LAYOUT

For maximum visibility, some interior louver shutters may be installed as a single shutter. For a more traditional configuration shutters may be installed in pairs or bi-folded.



RADIUS & CUSTOM DETAIL

Interior shutters offer many practical and decorative options which can be created from most of the interior shutter styles. From café doors, to sunburst radials to other specialty trim and carvings, Southern Shutter Company can build custom shutters to your specifications.



INTERIOR PLANTATION MOVABLE LOUVER




• 1 1/16" Recessed Stile & Rail Shutters with Variable Louvers •



1 1/16" Recessed Stile & Rail Movable Louver Over Raised Panel Combination Shutter



1 1/16" Recessed Stile & Rail Movable Louver Shutter with 2 1/2" Slats



Available Custom Options

* See Price Pages for additional charges

- Additional Wood Species
- Copper Capping
- Shutter Frame Thickness Modification
- Rail Width Modification
- Stile Width Modification
- Ship Lap - 1/4", 3/8", 1/2"
- Ship Lap with 3/8" Bead - 1/4", 3/8", 1/2"
- Flush Sanding (* Required for Surface Mount Trim)
- Trim Moulding - (* Surface Mount Only)
- 3 Section Layout
- 4 Section Layout
- Basic Curve or Rake
- Solid Rail Arch Top -(Maximum Drop 6")
- Half Circle Arch Top
- Lever Handle Cutout
- Hidden Offset Tilt Rods
- Split Shutters in Center
- Extra Substile - (Bahama Spandrel)
- Louver / Panel Combination
- Track with or without frame (includes Valance)
- Hanging Systems


VARIETY OF WOOD SPECIES

Our standard interior wood species for Plantation Louvered Shutters is Basswood or pre-primed Poplar. Other species offered include Red Oak, Cypress, African Mahogany, and Yellow Pine.

Call for special orders.



1 1/16" Recessed Stile & Rail Movable Louver Shutter with 3 1/2" Slats



1 1/16" Recessed Stile & Rail Movable Louver Shutter with 4 1/2" Slats



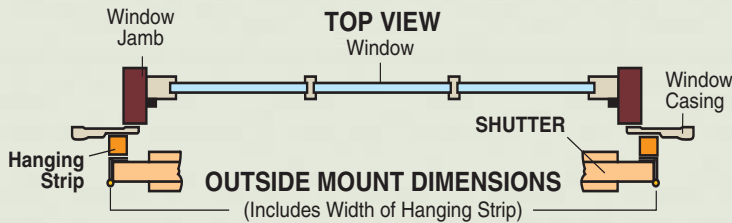
INTERIOR 3/4" EASY FIT SHUTTERSETS

• Complete Movable Louver Shutters and Hardware Installation Kit •

HOW TO GET A CUSTOM FIT

WINDOW MEASUREMENTS OUTSIDE MOUNT

(No trimming required)



1. Locate the first flat area wide enough to mount the 3/4" hanging strip.

Note: For shuttersets mounted on window moulding, moulding must have a flat area of at least 1/2".

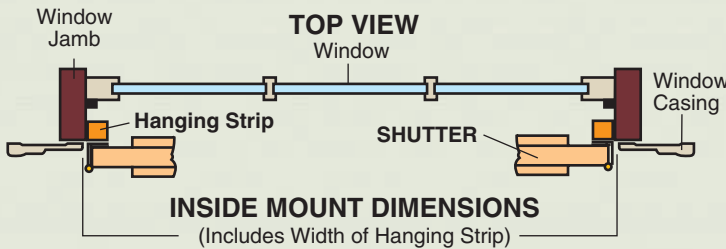
2. Measure the width in 2 places: top and bottom.

3. Measure the height in 2 places: left and right.

Note: Remember to measure and remeasure to verify your numbers before selecting your shutterset.

WINDOW MEASUREMENTS INSIDE CASING

(Some trimming may be required)



1. Measure the width in 3 places: top, center, and bottom.

2. Measure the height in 3 places: left, center and right.

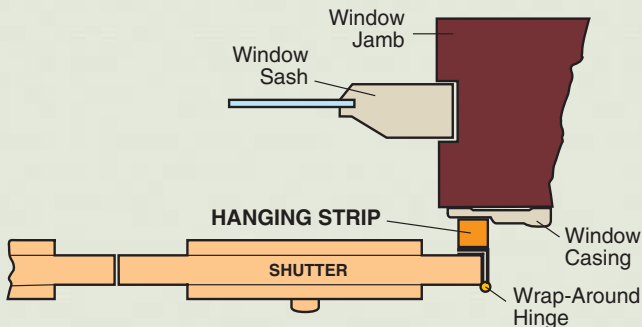
3. Take the smallest measurements and subtract 1/2" width and height to determine final overall size with hanging strip and hinge clearance.

Note: Remember to measure and remeasure to verify your numbers before selecting your shutterset.

HOW TO SELECT THE RIGHT INSTALLATION

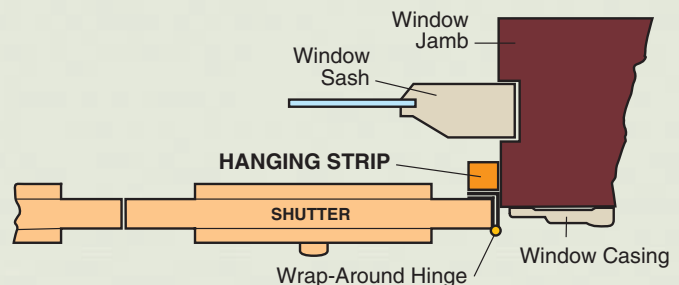
OUTSIDE MOUNT INSTALLATION

(No trimming required)



INSIDE MOUNT INSTALLATION

(Some trimming may be required)





INTERIOR 3/4" EASY FIT SHUTTERSETS

- Complete Movable Louver Shutters and Hardware Installation Kit •



The classic look of the interior bi-fold shutter set is sure to enhance the décor of any home or office. 1 1/4" slats give this wood shutter set an old time charm. Available in lengths up to 40", this set is designed to cover half a window or may be double hung to cover the window entirely.

Each set comes with hanging strips, brass plated mounting hardware, and a hook and knob set. Shutters may be mounted inside or outside the window jamb. No trimming (width) is required for outside the jamb mounts. If mounted inside the jamb, the shutter side stiles may be trimmed up to 1/2" to achieve desired width. Top and bottom rails may be trimmed up to 2" for length to achieve desired length.

Available in a full range of widths and lengths, this shutter set is sure to add charm and character to any structure. Shutter sets are shipped unfinished.

Everything You Need in a Complete Do-It-Yourself Shutter Hanging Kit.

Constructed from Basswood, each set contains 4 shutter panels, hanging strips and mounting hardware.

(Note: Hanging strips go behind shutters. See back for additional hanging instructions and tips.)

Mounting Hardware Included.

- 2 ea. Adjustable Wood Hanging Strips
- 4 ea. 1 1/2" Screws for attaching Hanging Strips
- 2 ea. 5/8" Round Head Screws
- 28 ea. #6 x 5/8" Flat Head Screws
- 4 ea. 8/32" x 3/4" Flat Head Screws
- 2 ea. 1 1/8" Round Head Screws and Knobs
- 4 Slip Pin Hinges 1 Hook and Washer
- 4 Inner Panel Hinges



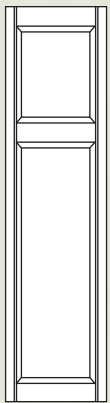


INTERIOR PANELED SHUTTERS

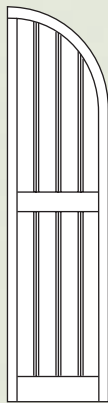
• *Designline, & Plantation Variable Panel Shutters* •

DESIGN VARIATIONS

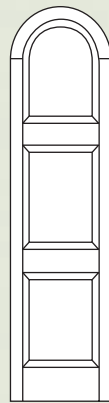
Interior Paneled Shutters can be constructed to meet most design specifications. Additional charges to the price of shutters apply. Consult price sheets for total charges per pair.



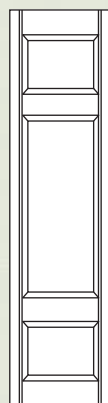
Recessed Stile & Rail / Custom Rail Placement



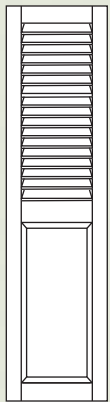
Flush Stile & Rail V-Groove Flat Offset Panel with Arch Top



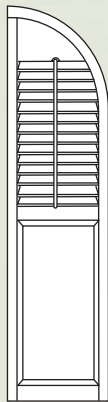
Flush Stile & Rail Raised Panel with Round Top



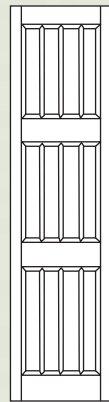
Recessed Stile & Rail / Custom Rail Placement



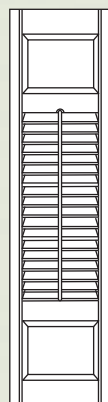
Combination Fixed Louver / Raised Panel



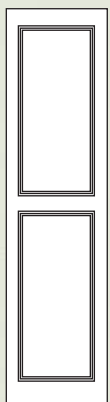
Arched Top Movable Louver / Raised Panel



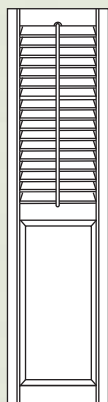
V-Groove Raised Panel; 3 Equal Sections



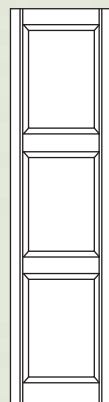
Combination Movable Louver / Raised Panel



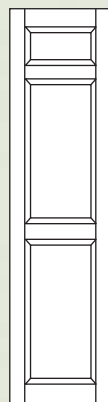
Flush Stile & Rail Flat Panel Decorative Trim



Combination Movable Louver / Raised Panel



Recessed Stile & Rail with 3 Equal Sections



Flush Stile & Rail Raised Panel with Small Transom Top

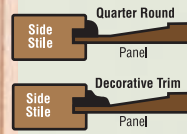
ADDITIONAL OPTIONS

Interior Paneled Shutters manufactured by Southern Shutter can be customized to meet most customer specifications. For additional options call (334) 264-6158 or visit our website www.southernshutter.com.



TRIM MOULDING ADDS BEAUTY

A variety of decorative trim moulding profiles help you create a unique shutter design. Paneled trim mouldings are inset-mounted. See Trim Profiles for more information.



FINISHING OPTIONS*

Finishing options are separate charges not included in the base shutter price. Minimum order may be required. Call for quote.

- **Primed and Finished*** with Hanging System; Ready for Installation.

Each shutter is cut to fit, sanded, primed with quality primer and sanded again. A final finish of oil-based enamel is then applied. Mounting hardware is included.

- **Pre-Sanded and Stained with Hanging System; Ready for Installation.** Each shutter is thoroughly sanded and stained with quality stain. Then a satin varnish top coat is applied. Mounting hardware is included.

* See Southern Shutter Company's Online Paint Color Palette for available color selections.

HANGING SYSTEMS

Southern Shutter offers a variety of hanging systems including L-frame, Z-Frame, hanging strips, and direct to casing mount. Track systems are also available on request. Hanging systems are shipped disassembled and packaged with our quality hardware for easy installation.



CAFÉ DOORS, SUNBURST PALLADIUM ARCHES, RADIUS & CUSTOM DETAIL

Interior shutters offer many practical and decorative options which can be created from most of the interior shutter styles.

From café doors, to sunburst radials to other specialty trim and carvings, Southern

Shutter Company can build custom shutters to your specifications.



INTERIOR PANELED SHUTTERS



• *Designline & Plantation Variable Panel Shutters* •



1 1/16" Recessed
Stile & Rail
Raised Panel
Shutter



1 1/16" Recessed
Stile & Rail
V-Groove Flat
Offset Panel Shutter



1 1/16" Recessed
Stile & Rail
V-Groove Raised Panel
Shutter



1 1/16" Recessed
Stile & Rail
Flat Panel
Shutter



1 1/16" Recessed
Stile & Rail Raised Panel
Shutter;
3 Equal Sections



1 1/16" Recessed
Stile & Rail Movable
Louver Over
Raised Panel Shutter



1 3/8" Flush
Stile & Rail
Raised Panel
Shutter



1 3/8" Flush
Stile & Rail
V-Groove Flat
Offset Panel
Shutter



1 3/8" Flush
Stile & Rail
V-Groove Raised Panel
Shutter



1 3/8" Flush
Stile & Rail
Flat Panel Shutter with
Decorative Trim



1 3/8" Flush
Stile & Rail Raised Panel
Shutter;
3 Equal Sections



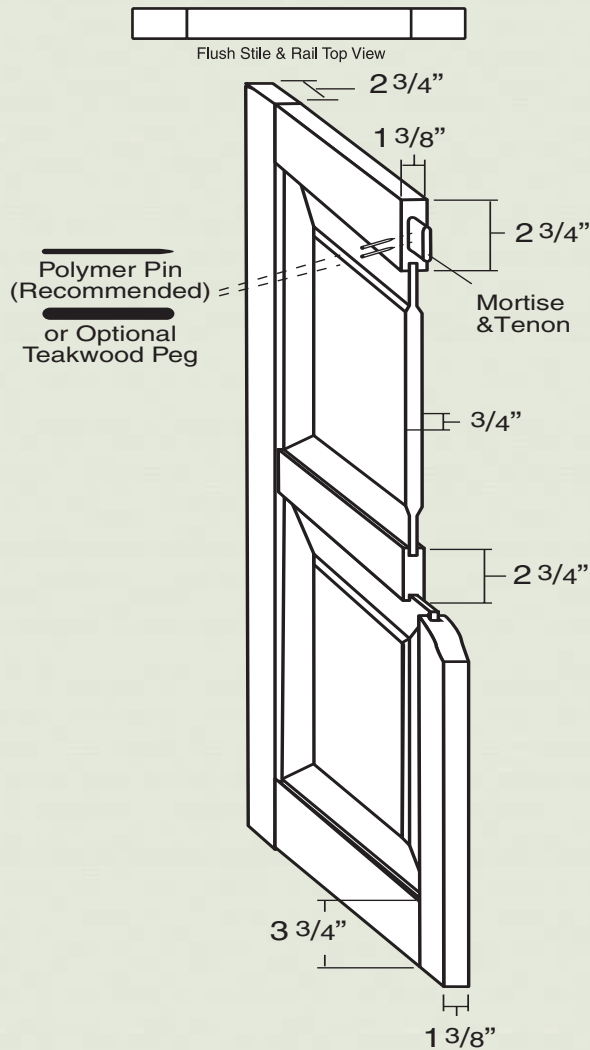
1 3/8" Flush
Stile & Rail
Fixed Louver Over
Raised Panel
Combination Shutter



INTERIOR Designline PANELED SHUTTERS

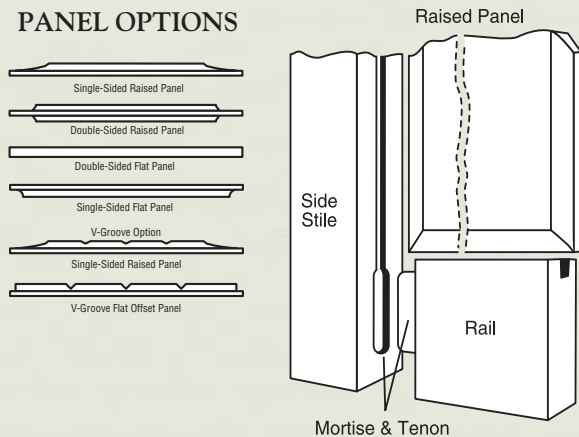
• 1 3/8" Flush Stile & Rail Shutters with Variable Panels •

1 3/8" FLUSH STILE & RAIL CONSTRUCTION



MORTISE & TENON CONSTRUCTION


PANEL OPTIONS



SPECIFICATIONS

Side Stiles:	2 3/4"	x	1 3/8"
Top Rail:	2 3/4"	x	1 3/8"
Center Rail:	2 3/4"	x	1 3/8"
Bottom Rail:	3 3/4"	x	1 3/8"
Singled-sided Panel Thickness:			5/8"
Double-sided Panel Thickness:			3/4"
V-Groove Width:			1/2"

Shutter frame thickness modification to 1 5/8" available.

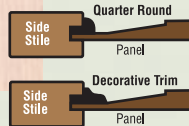


TRIM MOULDING ADDS BEAUTY

A variety of decorative trim moulding

profiles help you create a unique shutter design. Paneled trim mouldings are inset-mounted.

See Trim Profiles for more information.



FINISHING OPTIONS*

Finishing options are separate charges not included in the base shutter price. Minimum order may be required. Call for quote.



- Primed and Finished* with Hanging System; Ready for Installation.

Each shutter is cut to fit, sanded, primed with quality primer and sanded again. A final finish of oil-based enamel is then applied. Mounting hardware is included.

- Pre-Sanded and Stained with Hanging System;

Ready for Installation. Each shutter is thoroughly sanded and stained with quality stain. Then, a satin varnish top coat is applied. Mounting hardware is included.

* See Southern Shutter Company's Online Paint Color Palette for available color selections.

HANGING SYSTEMS

Southern Shutter offers a variety of hanging systems including L-frame, Z-Frame, hanging strips, and direct to casing mount. Track systems are also available on request. Hanging systems are shipped disassembled and packaged with our quality hardware for easy installation.

INTERIOR Designline PANELED SHUTTERS



• 1 3/8" Flush Stile & Rail Shutters with Variable Panels •




1 3/8" Flush Stile & Rail Raised Panel Shutter with 2 Equal Sections



1 3/8" Flush Stile & Rail Flat Panel Shutter with Decorative Trim



1 3/8" Flush Stile & Rail Fixed Louver Over Raised Panel Combination Shutter



VARIETY OF WOOD SPECIES

Our standard wood species for interior shutters is Basswood. Other species offered include Red Oak, African Mahogany, and Yellow Pine. Call for special orders.



1 3/8" Flush Stile & Rail V-Groove Flat Offset Panel Shutter



1 3/8" Flush Stile & Rail V-Groove Raised Panel Shutter

Available Custom Options

* See Price Pages for additional charges

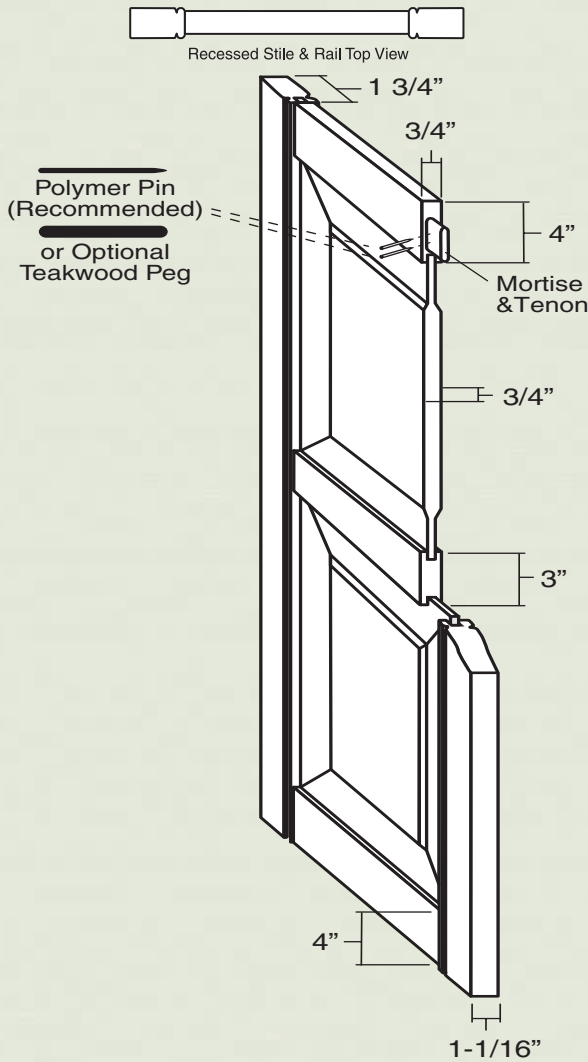
- Additional Wood Species
- Copper Capping
- Shutter Frame Thickness Modification
- Rail Width Modification
- Stile Width Modification
- Ship Lap - 1/4", 3/8", 1/2"
- Ship Lap with 3/8" Bead - 1/4", 3/8", 1/2"
- Trim Moulding
- 3 Section Layout
- 4 Section Layout
- Basic Curve or Rake
- Solid Rail Arch or Cafe'- (Maximum Drop 6")
- Half Circle Arch Top
- Lever Handle Cutout
- Split Shutters in Center
- Panel Options
- Louver / Panel Combination Shutters
- Flat Panel or Double Sided Raised Panel
- V-Groove Raised Panel
- V-Groove Flat Offset Panel
- Standard Design Decorative Cutout
- Custom Design Decorative Cutout
- Track with or without frame (includes Valance)
- Hanging Systems



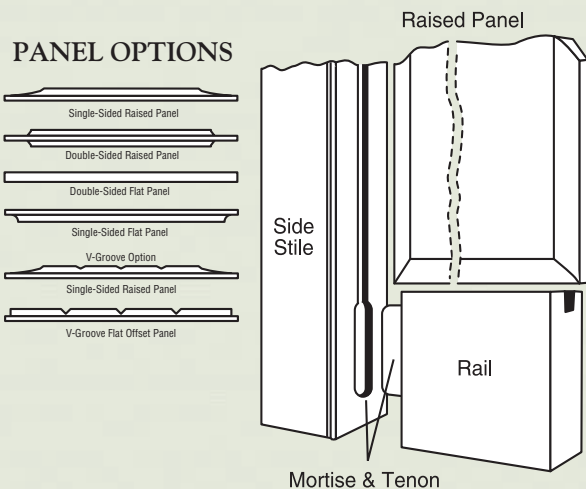
INTERIOR PLANTATION PANELED SHUTTERS

• 1 1/16" Flush Stile & Rail Shutters with Variable Panels •

1 1/16" RECESSED STILE & RAIL CONSTRUCTION



MORTISE & TENON CONSTRUCTION




SPECIFICATIONS

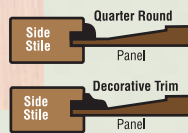
Side Stiles:	1 3/4"	x	1 1/16"
Top Rail:	4"	x	3/4"
Center Rail:	3"	x	3/4"
Bottom Rail:	4"	x	3/4"
Singled-sided Panel Thickness:			5/8"
Double-sided Panel Thickness:			3/4"
V-Groove Width:			1/2"

Shutter frame thickness modification to 1 5/8" available.

TRIM MOULDING ADDS BEAUTY



A variety of decorative trim moulding profiles help you create a unique shutter design. Paneled trim mouldings are inset-mounted. See Trim Profiles for more information.



FINISHING OPTIONS*

Finishing options are separate charges not included in the base shutter price. Minimum order may be required.

Call for quote.

- **Primed and Finished*** with Hanging System; Ready for Installation.

Each shutter is cut to fit, sanded, primed with quality primer and sanded again. A final finish of oil-based enamel is then applied. Mounting hardware is included.

- **Pre-Sanded and Stained with Hanging System; Ready for Installation.** Each shutter is thoroughly sanded and stained with quality stain. Then, a satin varnish top coat is applied. Mounting hardware is included.

* See Southern Shutter Company's Online Paint Color Palette for available color selections.

HANGING SYSTEMS

Southern Shutter offers a variety of hanging systems including L-frame, Z-Frame, hanging strips, and direct to casing mount. Track systems are also available on request. Hanging systems are shipped disassembled and packaged with our quality hardware for easy installation.

INTERIOR PLANTATION PANELED SHUTTERS



- 1 1/16" Flush Stile & Rail Shutters with Variable Panels •



1 1/16" Recessed
Stile & Rail Raised Panel
Shutter with
2 Equal Sections



1 1/16" Recessed
Stile & Rail
V-Groove Flat Offset
Panel Shutter



1 1/16" Recessed
Stile & Rail
V-Groove
Raised Panel Shutter



1 1/16" Recessed
Stile & Rail Movable
Louver Over Raised Panel
Combination Shutter

Available Custom Options

* See Price Pages for additional charges

- Additional Wood Species
- Copper Capping
- Shutter Frame Thickness Modification
- Rail Width Modification
- Stile Width Modification
- Ship Lap - 1/4", 3/8", 1/2"
- Ship Lap with 3/8" Bead - 1/4", 3/8", 1/2"
- Trim Moulding
- 3 Section Layout
- 4 Section Layout
- Basic Curve or Rake
- Solid Rail Arch or Cafe'- (Maximum Drop 6")
- Half Circle Arch Top
- Lever Handle Cutout
- Split Shutters in Center
- Panel Options
- Louver / Panel Combination Shutters
- Flat Panel or Double Sided Raised Panel
- V-Groove Raised Panel
- V-Groove Flat Offset Panel
- Standard Design Decorative Cutout
- Custom Design Decorative Cutout
- Track with or without frame (includes Valance)
- Hanging Systems



INTERIOR SHUTTERS DECORATIVE CUTOUTS

• Cutout Design Examples •

Cutouts and carvings are offered in a wide variety of standard designs. Below are some commonly ordered designs. Contact Southern Shutter or visit our website for additional designs. Cutout patterns designed by our customers are also welcomed. Custom CAD work offered for custom designs. For an Additional Fee.




Acorn (C1)




Anchor (C2)



Candlestick (C3)



Spanish Cross (C4)



Diamond (C5)



Dove (C6)




Fleur-de-Lis (C7)



Heart (C8)




Pineapple (C9)



Crescent Moon (C10)




Squirrel (C11)



Swiss Cross (C12)



Tulip (C13)



Ornamental (C14)



Cedar Tree (C15)



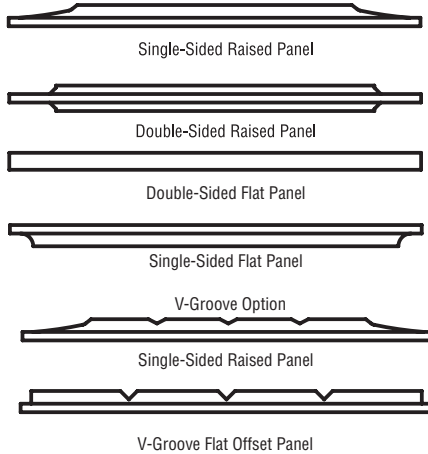
Clover (C16)

INTERIOR SHUTTERS PANEL OPTIONS

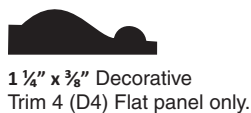




• Panel Profiles and Decorative Trim Options •

PANEL PROFILES



STOCK TRIM PROFILES
Trim designs may be inset with any panel profile except D4, which is available on flat panels only.



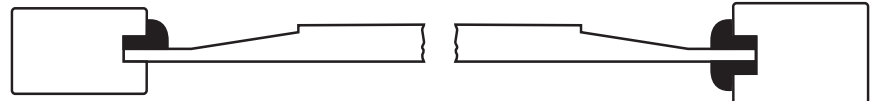
Note: Custom panel and trim profiles are available upon request. Call for quote.

PANEL PROFILES WITH TRIM MOULDING

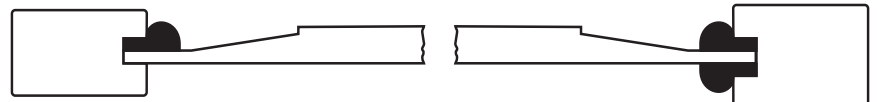
$1\frac{1}{8}$ " Standard Stile: Inset trim available one side only
Trim designs may be inset with any panel profile except D4, which is available on flat panels only.

Single-Sided
Trim
Application
Standard
1-1/8" Stile

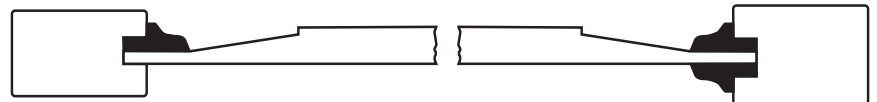
Double-Sided
Trim
Application
DesignLine
1-3/8" Stile



Single-Sided Raised Panel



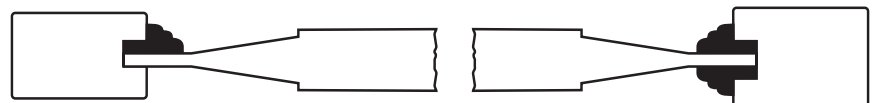
Single-Sided Raised Panel



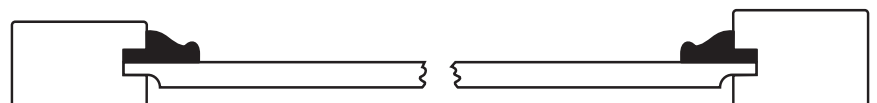
Single-Sided Raised Panel



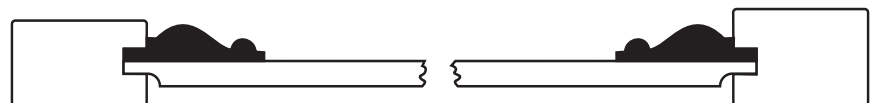
Single-Sided Raised Panel with V-Groove Option



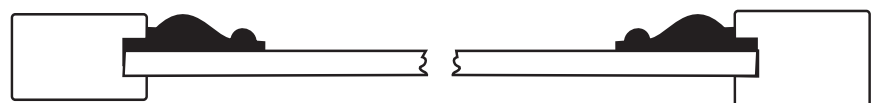
Double-Sided Raised Panel



Single-Sided Flat Panel



Single-Sided Flat Panel



Double-Sided Flat Panel



SOUTHERN SHUTTER COMPANY

QUALITY MILLWORK PRODUCTS SINCE 1964

- Exterior & Interior Shutters • Gable Ventilators •
- Exterior & Interior Doors •
- Shutter Hardware •




VISIT US ON THE WEB:
WWW.SOUTHERNSHUTTER.COM
OR EMAIL US:
SALES@SOUTHERNSHUTTER.COM

INTERIOR HORIZONTAL WOOD BLINDS



Available in 1" and 2" widths. Cotton tape available only in 2" blinds.
(Blinds with 2" synthetic louvers also available.)



BLIND COMPONENTS

SLAT STAINS AND COLORS

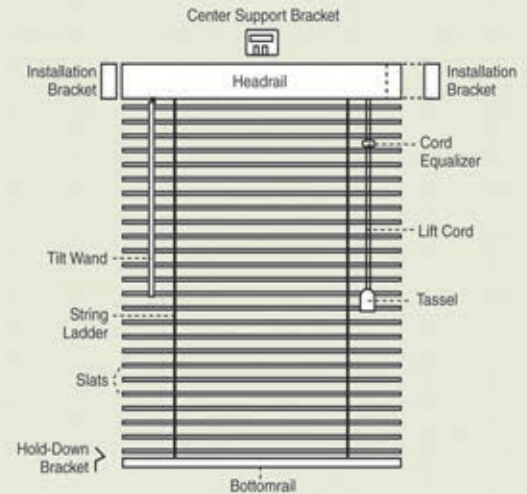


Cotton Tape (Available on 2" Blinds only) add 15%

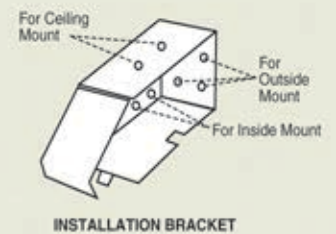
COTTON TAPE COLORS



As a compliment to our interior shutters, Southern Shutter Company is proud to offer expertly crafted horizontal wood blinds. Blinds may be ordered in a variety of decorator colors with color coordinated tapes.



BLIND MOUNTING OPTIONS





SOUTHERN SHUTTER COMPANY

QUALITY WOOD PRODUCTS

Exterior & Interior Shutters • Shutter Hardware
Ventilators • Horizontal Wood Blinds

www.southernshutter.com

Email: sales@southernshutter.com

Telephone: 334-264-6158

Fax: 334-264-6001

